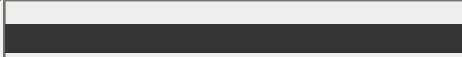

















## Ergebnis Europawahl 2009 - Gemeinde Diekholzen

Gemeinde Diekholzen  
Endergebnis (10 Wahlbezirke)








|                  |   |        |       |
|------------------|---|--------|-------|
| CDU              |    | 45,5 % | 1.180 |
| SPD              |    | 24,3 % | 630   |
| GRÜNE            |    | 11,6 % | 302   |
| FDP              |    | 10,2 % | 265   |
| DIE LINKE        |    | 2,5 %  | 66    |
| Tierschutzpartei |    | 0,4 %  | 11    |
| REP              |    | 0,5 %  | 13    |
| FAMILIE          |  | 0,7 %  | 17    |
| DIE FRAUEN       |   | 0,2 %  | 5     |
| PBC              |   | 0,2 %  | 4     |
| ödp              |   | 0,1 %  | 2     |
| CM               |   | 0,0 %  | 0     |
| DKP              |   | 0,0 %  | 0     |
| Die GRAUEN       |   | 0,1 %  | 3     |
| Sonstige         |  | 3,7 %  | 96    |



## Wahlbezirksergebnisse

(1) Diekholzen - Nord














|                  |   |        |     |
|------------------|---|--------|-----|
| CDU              |     | 42,7 % | 134 |
| SPD              |    | 29,3 % | 92  |
| GRÜNE            |    | 13,4 % | 42  |
| FDP              |    | 8,6 %  | 27  |
| DIE LINKE        |    | 2,5 %  | 8   |
| Tierschutzpartei |   | 0,3 %  | 1   |
| REP              |    | 0,6 %  | 2   |
| FAMILIE          |   | 0,3 %  | 1   |
| DIE FRAUEN       |   | 0,0 %  | 0   |
| PBC              |   | 0,0 %  | 0   |
| ödp              |   | 0,0 %  | 0   |
| Die GRAUEN       |   | 0,0 %  | 0   |
| Sonstige         |  | 2,2 %  | 7   |

## (2) Diekholzen - Mitte/Nord








|                  |   |        |     |
|------------------|---|--------|-----|
| CDU              |  | 39,9 % | 105 |
| SPD              |  | 22,8 % | 60  |
| GRÜNE            |  | 14,4 % | 38  |
| FDP              |  | 12,5 % | 33  |
| DIE LINKE        |  | 1,1 %  | 3   |
| Tierschutzpartei |   | 0,4 %  | 1   |
| REP              |   | 0,4 %  | 1   |
| FAMILIE          |  | 1,1 %  | 3   |
| DIE FRAUEN       |   | 0,4 %  | 1   |
| PBC              |   | 0,4 %  | 1   |
| ödp              |  | 0,8 %  | 2   |

|            |  |       |    |
|------------|--|-------|----|
| Die GRAUEN |   | 0,0 % | 0  |
| Sonstige   |  | 7,2 % | 19 |

(3) Diekholzen - Mitte/Süd

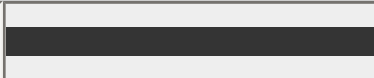










|                  |  |        |    |
|------------------|--|--------|----|
| CDU              |    | 33,7 % | 57 |
| SPD              |    | 36,7 % | 62 |
| GRÜNE            |    | 13,6 % | 23 |
| FDP              |    | 8,9 %  | 15 |
| DIE LINKE        |    | 1,8 %  | 3  |
| Tierschutzpartei |    | 0,0 %  | 0  |
| REP              |    | 1,2 %  | 2  |
| FAMILIE          |   | 0,6 %  | 1  |
| DIE FRAUEN       |  | 0,0 %  | 0  |
| PBC              |  | 0,0 %  | 0  |
| ödp              |  | 0,0 %  | 0  |
| Die GRAUEN       |  | 0,0 %  | 0  |
| Sonstige         |  | 3,6 %  | 6  |

(4) Diekholzen - Süd

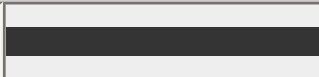


|                  |  |        |    |
|------------------|--|--------|----|
| CDU              |  | 33,3 % | 90 |
| SPD              |  | 34,4 % | 93 |
| GRÜNE            |  | 12,2 % | 33 |
| FDP              |  | 8,1 %  | 22 |
| DIE LINKE        |  | 3,3 %  | 9  |
| Tierschutzpartei |  | 0,7 %  | 2  |
| REP              |  | 0,0 %  | 0  |








|            |   |       |    |
|------------|---|-------|----|
| FAMILIE    |   | 0,4 % | 1  |
| DIE FRAUEN |  | 0,4 % | 1  |
| PBC        |  | 0,0 % | 0  |
| ödp        |  | 0,0 % | 0  |
| Die GRAUEN |  | 0,4 % | 1  |
| Sonstige   |  | 8,1 % | 22 |

## (5) Diekholzen/Söhre - Ost










|                  |   |        |     |
|------------------|---|--------|-----|
| CDU              |    | 53,4 % | 124 |
| SPD              |    | 20,7 % | 48  |
| GRÜNE            |    | 10,8 % | 25  |
| FDP              |   | 7,3 %  | 17  |
| DIE LINKE        |  | 3,0 %  | 7   |
| Tierschutzpartei |  | 0,9 %  | 2   |
| REP              |  | 0,0 %  | 0   |
| FAMILIE          |  | 0,9 %  | 2   |
| DIE FRAUEN       |  | 0,4 %  | 1   |
| PBC              |  | 0,0 %  | 0   |
| ödp              |  | 0,0 %  | 0   |
| Die GRAUEN       |  | 0,0 %  | 0   |
| Sonstige         |  | 2,6 %  | 6   |

## (6) Diekholzen/Söhre - West








|       |   |        |    |
|-------|---|--------|----|
| CDU   |  | 44,7 % | 89 |
| SPD   |  | 22,6 % | 45 |
| GRÜNE |  | 15,1 % | 30 |

|                  |   |       |    |
|------------------|---|-------|----|
| FDP              |   | 9,0 % | 18 |
| DIE LINKE        |  | 3,0 % | 6  |
| Tierschutzpartei |   | 0,0 % | 0  |
| REP              |  | 0,5 % | 1  |
| FAMILIE          |  | 1,0 % | 2  |
| DIE FRAUEN       |   | 0,0 % | 0  |
| PBC              |  | 0,5 % | 1  |
| ödp              |   | 0,0 % | 0  |
| Die GRAUEN       |  | 0,5 % | 1  |
| Sonstige         |  | 4,5 % | 9  |








## (7) Diekholzen/Barienrode - Ost

|                  |   |        |     |
|------------------|---|--------|-----|
| CDU              |  | 51,5 % | 158 |
| SPD              |  | 21,8 % | 67  |
| GRÜNE            |  | 9,1 %  | 28  |
| FDP              |  | 8,8 %  | 27  |
| DIE LINKE        |  | 2,6 %  | 8   |
| Tierschutzpartei |  | 1,3 %  | 4   |
| REP              |  | 1,0 %  | 3   |
| FAMILIE          |  | 0,7 %  | 2   |
| DIE FRAUEN       |   | 0,0 %  | 0   |
| PBC              |   | 0,3 %  | 1   |
| ödp              |   | 0,0 %  | 0   |
| Die GRAUEN       |   | 0,0 %  | 0   |
| Sonstige         |  | 4,2 %  | 13  |

## (8) Diekholzen/Barienrode - West









|                  |   |        |     |
|------------------|---|--------|-----|
| CDU              |    | 49,3 % | 168 |
| SPD              |    | 20,5 % | 70  |
| GRÜNE            |    | 10,6 % | 36  |
| FDP              |    | 14,4 % | 49  |
| DIE LINKE        |    | 0,9 %  | 3   |
| Tierschutzpartei |   | 0,0 %  | 0   |
| REP              |   | 0,3 %  | 1   |
| FAMILIE          |    | 0,6 %  | 2   |
| DIE FRAUEN       |   | 0,0 %  | 0   |
| PBC              |   | 0,0 %  | 0   |
| ödp              |   | 0,0 %  | 0   |
| Die GRAUEN       |   | 0,0 %  | 0   |
| Sonstige         |  | 3,5 %  | 12  |

## (9) Diekholzen/Egenstedt

|                  |   |        |    |
|------------------|---|--------|----|
| CDU              |  | 50,8 % | 96 |
| SPD              |  | 22,2 % | 42 |
| GRÜNE            |  | 10,1 % | 19 |
| FDP              |  | 9,5 %  | 18 |
| DIE LINKE        |  | 2,6 %  | 5  |
| Tierschutzpartei |   | 0,0 %  | 0  |
| REP              |  | 1,1 %  | 2  |
| FAMILIE          |  | 0,5 %  | 1  |
| DIE FRAUEN       |   | 0,0 %  | 0  |

|            |  |       |   |
|------------|--|-------|---|
| PBC        |  | 0,0 % | 0 |
| ödp        |  | 0,0 % | 0 |
| Die GRAUEN |  | 0,5 % | 1 |
| Sonstige   |  | 3,2 % | 6 |

## (B1) Briefwahl Gemeinde Diekholzen

|                  |   |        |     |
|------------------|---|--------|-----|
| CDU              |    | 51,3 % | 159 |
| SPD              |    | 16,5 % | 51  |
| GRÜNE            |    | 9,0 %  | 28  |
| FDP              |    | 12,6 % | 39  |
| DIE LINKE        |    | 4,5 %  | 14  |
| Tierschutzpartei |   | 0,3 %  | 1   |
| REP              |   | 0,3 %  | 1   |
| FAMILIE          |  | 0,6 %  | 2   |
| DIE FRAUEN       |  | 0,6 %  | 2   |
| PBC              |   | 0,3 %  | 1   |
| ödp              |   | 0,0 %  | 0   |
| Die GRAUEN       |   | 0,0 %  | 0   |
| Sonstige         |  | 5,2 %  | 16  |