Rathaus

Anschrift	Alfelder Straße 5					
		Heizmedium	Erdgas+Pellets			
BGF in m²	NN	Warmwasserbereitung	dezentral			
NGF in m²	789					
Gebäudekategorie:		Zählernummer Strom	1ISK0084831082			
Rathäuser		Zählernummer Wärme	7PIP0003901862			
Baujahr	1974	Zählernummer Wasser	66236948			

CO_2-Emissionen

	Strom [t CO_2/Jahr]	Heizenergie [t CO_2/Jahr]
2023	15,9	92,6
2024	22,8	77,7
2025	16,5	80,5

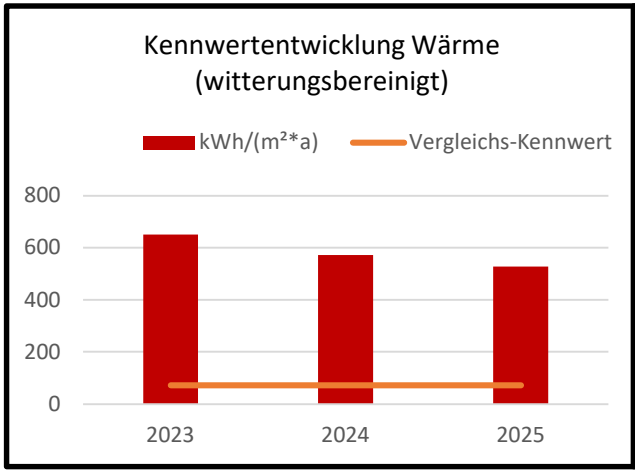

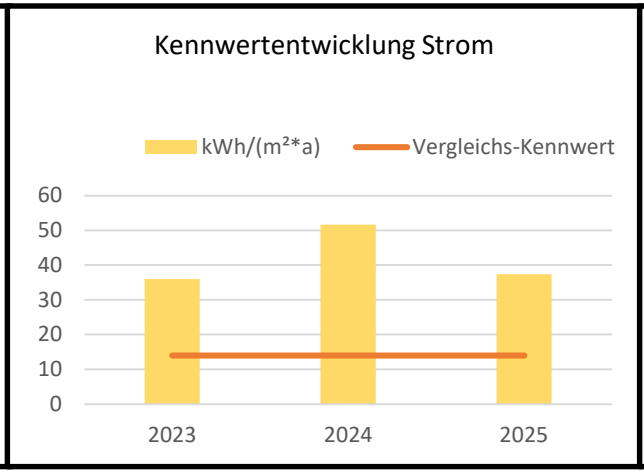

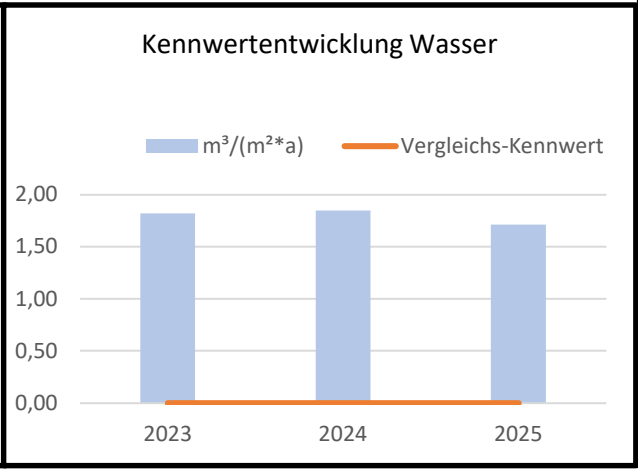

Jahr	kWh/(m²*a)	Vergleichs-Kennwert
2023	650	72
2024	572	72
2025	527	72

Jahr	kWh/(m²*a)	Vergleichs-Kennwert
2023	36	14
2024	52	14
2025	37	14

Jahr	m³/(m²*a)	Vergleichs-Kennwert
2023	1,82	0
2024	1,85	0
2025	1,71	0

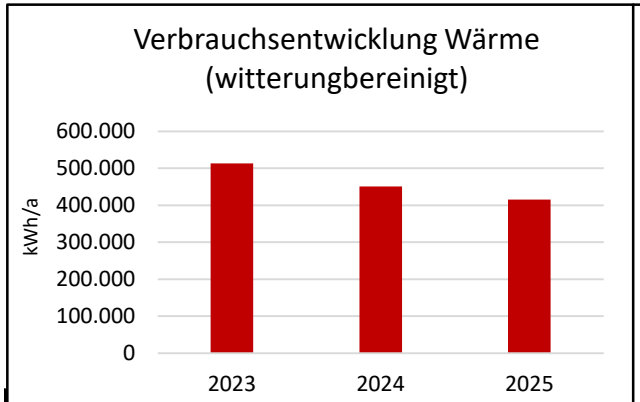

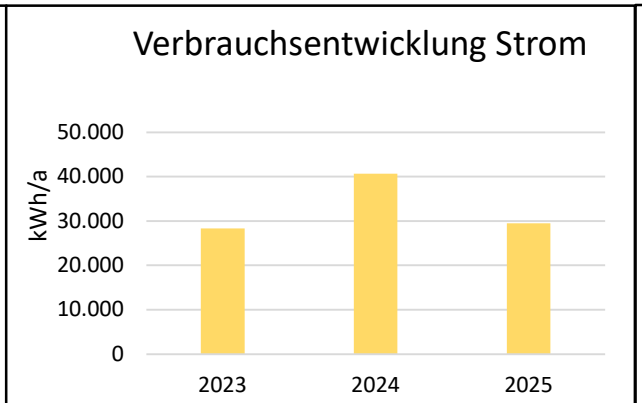

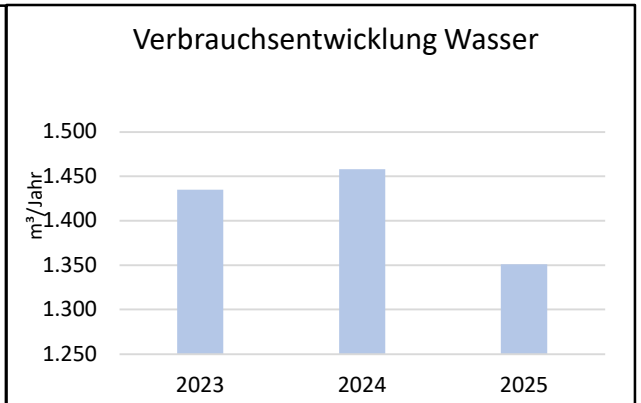

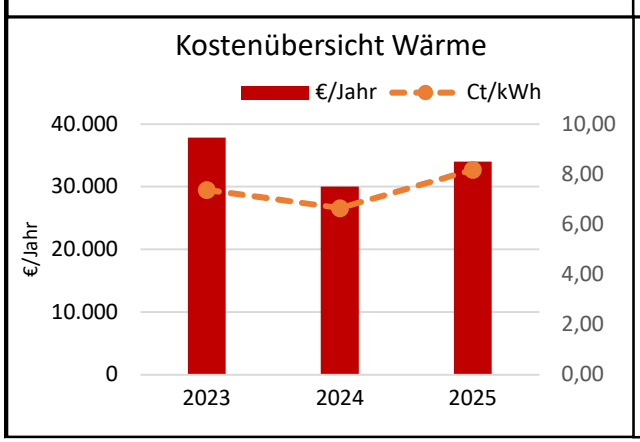

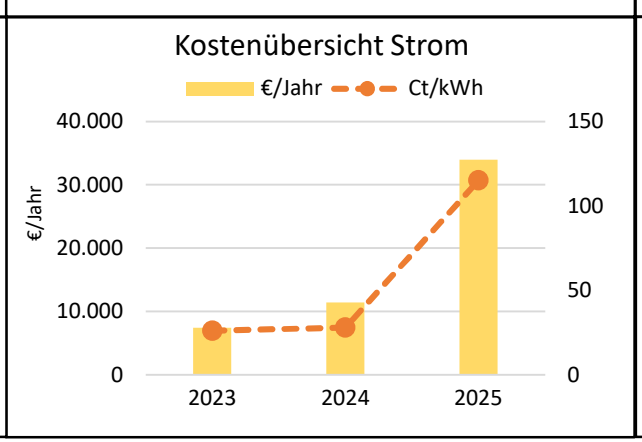

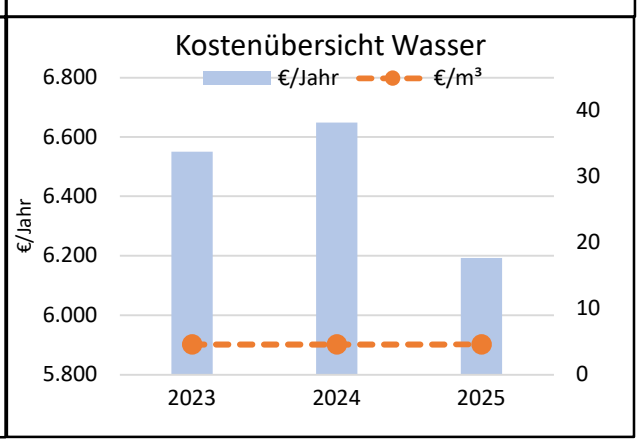

Jahr	kWh/a	€/Jahr	Ct/kWh
2023	513.116	37.819	7,37
2024	451.067	29.994	6,65
2025	415.621	33.976	8,17

Jahr	kWh/a	€/Jahr	Ct/kWh
2023	28.350	7.419	26,17
2024	40.700	11.424	28,07
2025	29.480	33.976	115,25

Jahr	m³/Jahr	€/Jahr	€/m³
2023	1.435	6.550	4,56
2024	1.458	6.648	4,56
2025	1.351	6.193	4,58

Grundschule Diekholzen

Anschrift	Alfelder Straße 7					
		Heizmedium	Erdgas+Pellets			
BGF in m²	NN	Warmwasserbereitung	zentral			
NGF in m²	1.482					
Gebäudekategorie:		Zählernummer Strom	1ISK0084831081			
Allgemeinbildende Schulen		Zählernummer Wärme	über Rathaus			
Baujahr	1960	Zählernummer Wasser	über Rathaus			

CO_2-Emissionen

	Strom [t CO_2/Jahr]	Heizenergie [t CO_2/Jahr]
2023	27,9	0,0
2024	30,9	0,0
2025	28,5	0,0

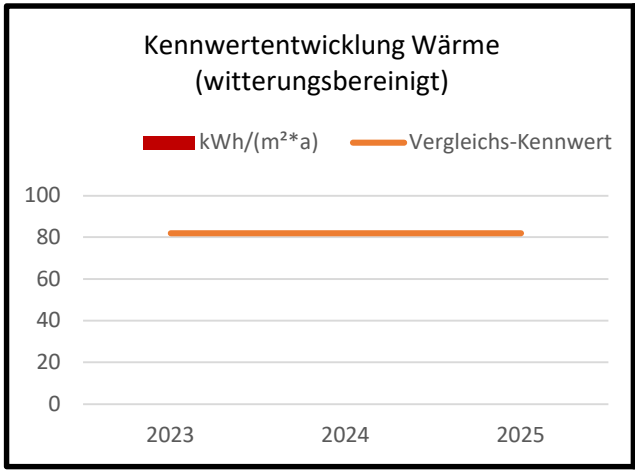

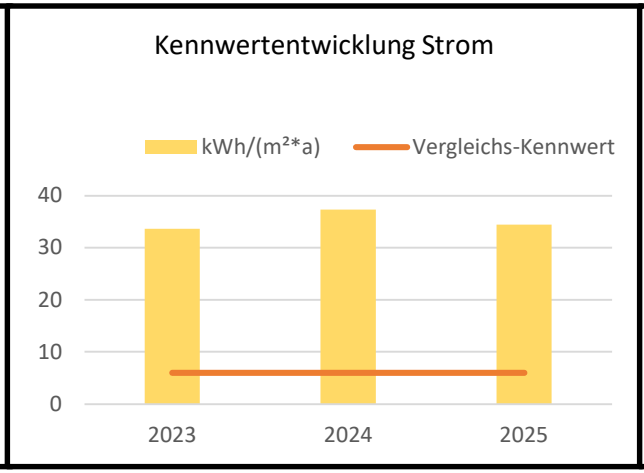

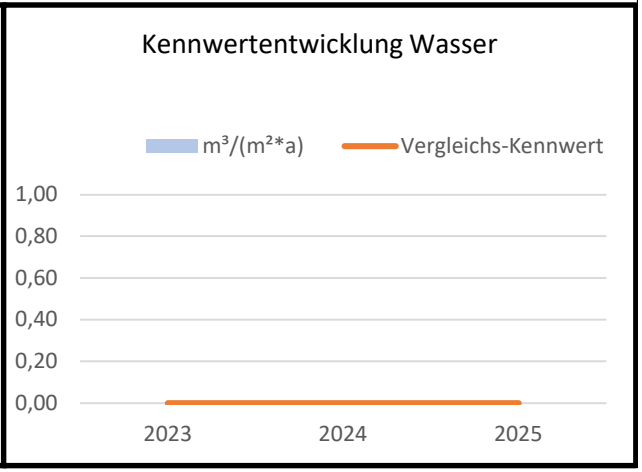

Jahr	kWh/(m²*a)	Vergleichs-Kennwert
2023	0	82
2024	0	82
2025	0	82

Jahr	kWh/(m²*a)	Vergleichs-Kennwert
2023	34	6
2024	37	6
2025	34	6

Jahr	m³/(m²*a)	Vergleichs-Kennwert
2023	0,00	0
2024	0,00	0
2025	0,00	0

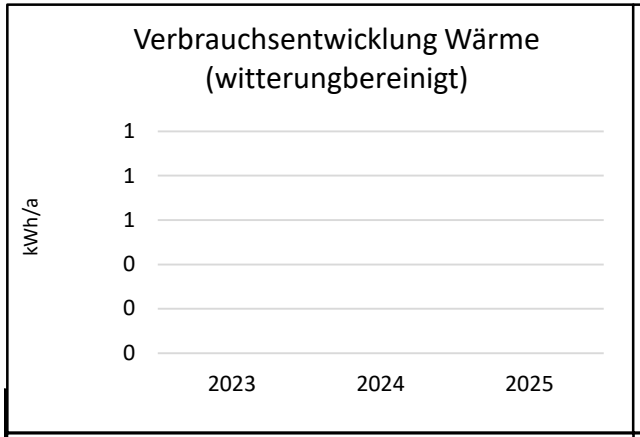

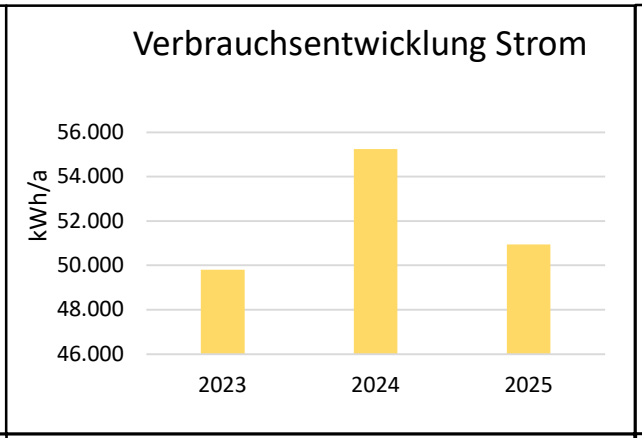



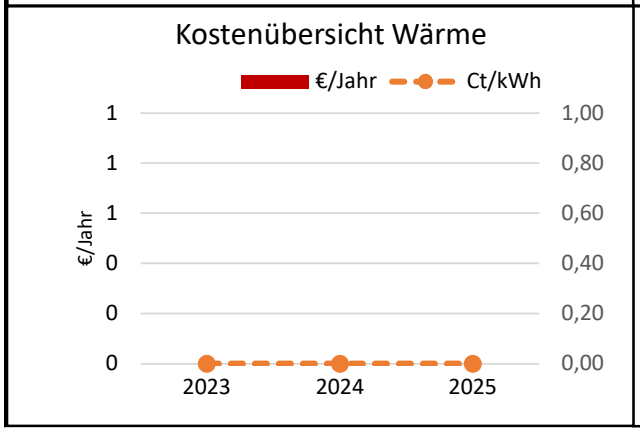

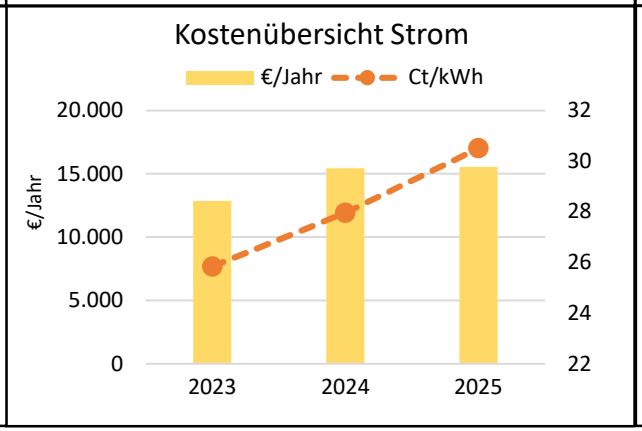

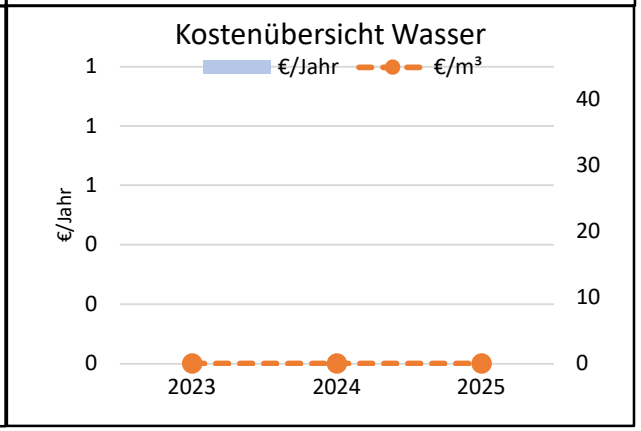

Jahr	kWh/a	€/Jahr	Ct/kWh
2023	0	0	
2024	0	0	
2025	0	0	

Jahr	kWh/a	€/Jahr	Ct/kWh
2023	49.800	12.870	25,84
2024	55.250	15.447	27,96
2025	50.945	15.544	30,51

Jahr	m³/Jahr	€/Jahr	€/m³
2023	0	0	
2024	0	0	
2025	0	0	

Kita Diekholzen

				CO_2-Emissionen		
Anschrift	Alfelder Straße 11					
		Heizmedium	Erdgas+Pellets		Strom [t CO_2/Jahr]	Heizenergie [t CO_2/Jahr]
BGF in m²	NN	Warmwasserbereitung	zentral			
NGF in m²	983					
Gebäudekategorie:		Zählernummer Strom	über Grundschule	2023	0,000	0,000
Kinderbetreuungseinrichtungen		Zählernummer Wärme	über Rathaus	2024	0,000	0,000
Baujahr	1963	Zählernummer Wasser	über Rathaus	2025	0,000	0,000

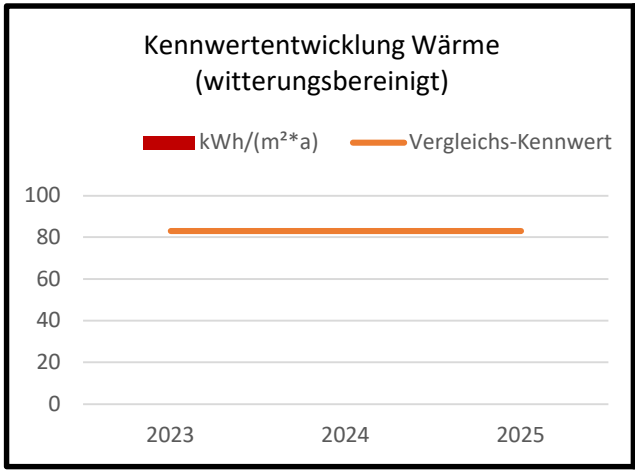

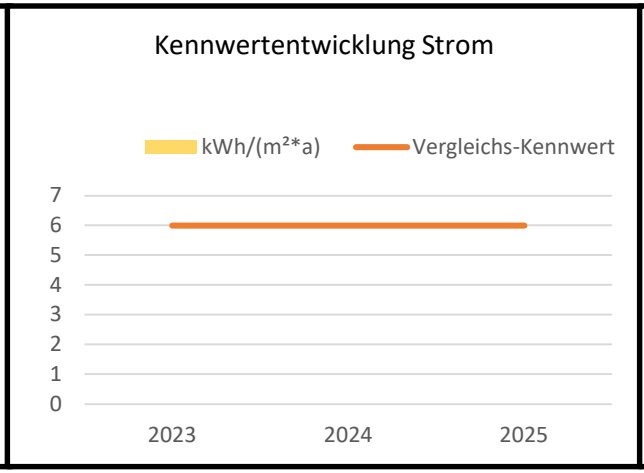

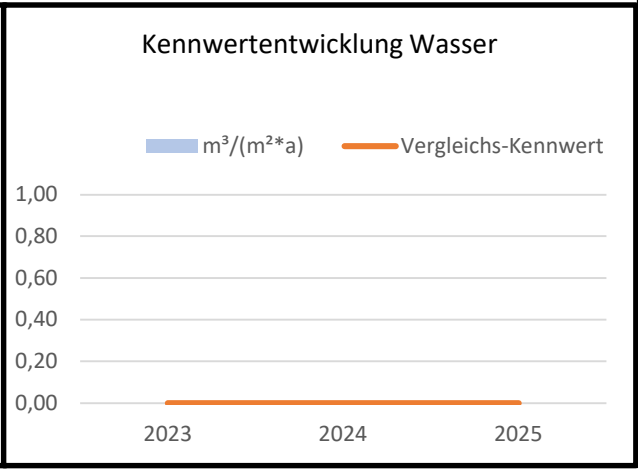

Jahr	kWh/(m²*a)	Vergleichs-Kennwert	Jahr	kWh/(m²*a)	Vergleichs-Kennwert	Jahr	m³/(m²*a)	Vergleichs-Kennwert
2023	0	83	2023	0	6	2023	0,00	0
2024	0	83	2024	0	6	2024	0,00	0
2025	0	83	2025	0	6	2025	0,00	0

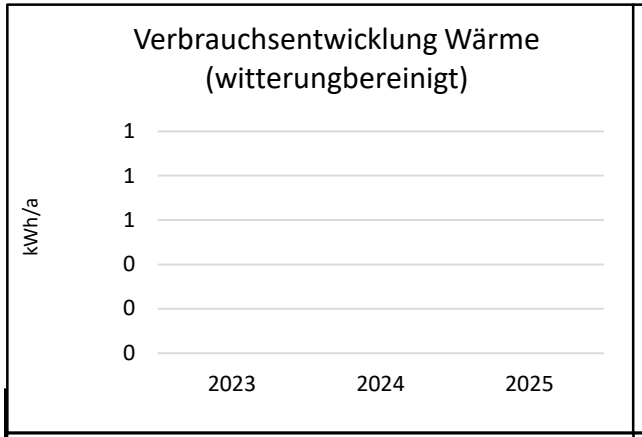

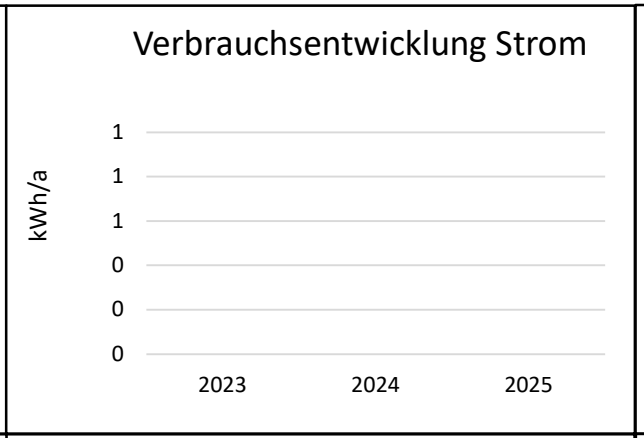



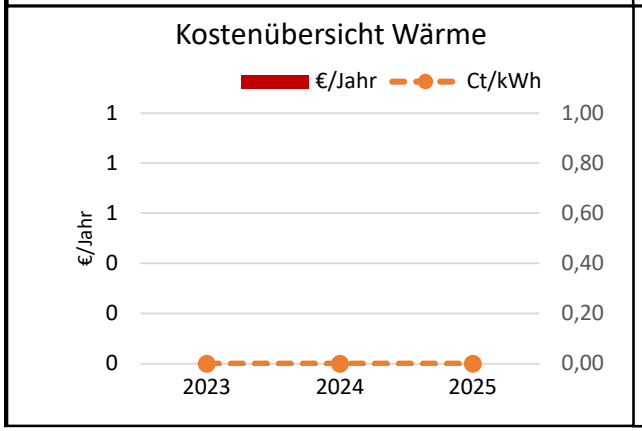

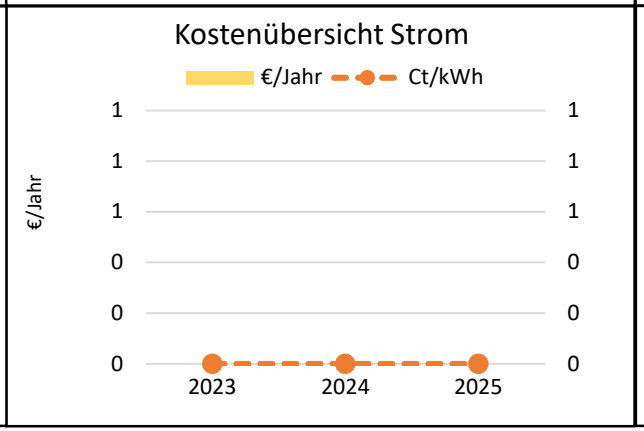

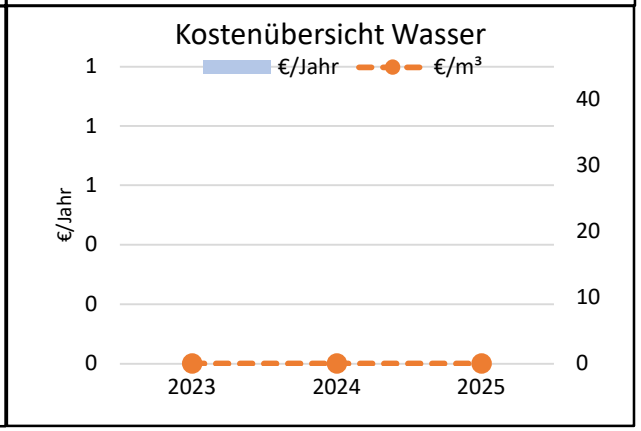

Jahr	kWh/a	€/Jahr	Ct/kWh
2023	0	0	
2024	0	0	
2025	0	0	

Jahr	kWh/a	€/Jahr	Ct/kWh
2023	0	0	
2024	0	0	
2025	0	0	

Jahr	m³/Jahr	€/Jahr	€/m³
2023	0	0	
2024	0	0	
2025	0	0	

Sporthalle Grundschule

				CO_2-Emissionen		
Anschrift	Alfelder Straße 7					
		Heizmedium	Erdgas+Pellets		Strom [t CO_2/Jahr]	Heizenergie [t CO_2/Jahr]
BGF in m²	NN	Warmwasserbereitung	zentral			
NGF in m²	619					
Gebäudekategorie:		Zählernummer Strom	über Grundschule	2023	0,000	0,000
Sporthallen		Zählernummer Wärme	über Rathaus	2024	0,000	0,000
Baujahr	1960	Zählernummer Wasser	über Rathaus	2025	0,000	0,000

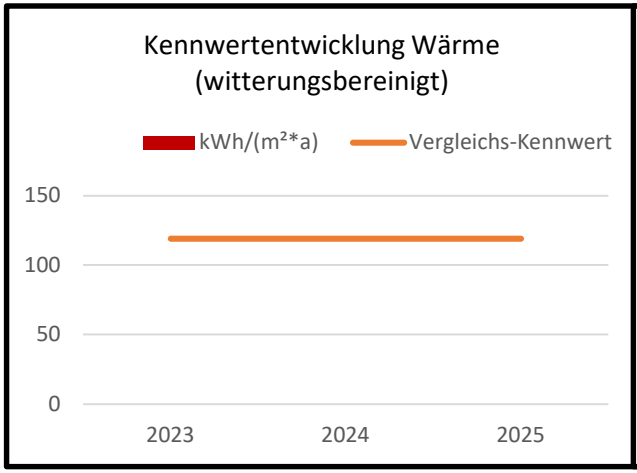

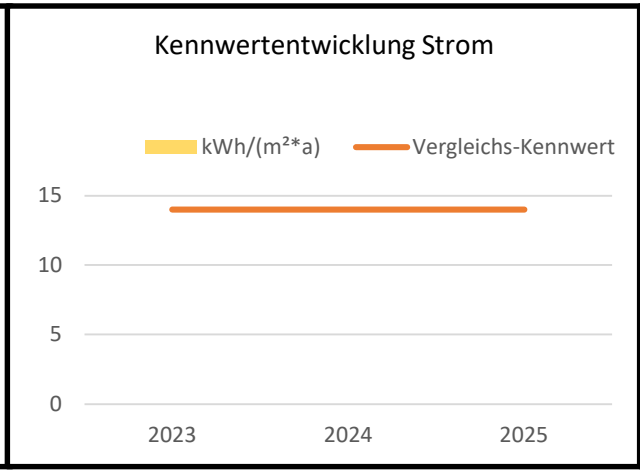

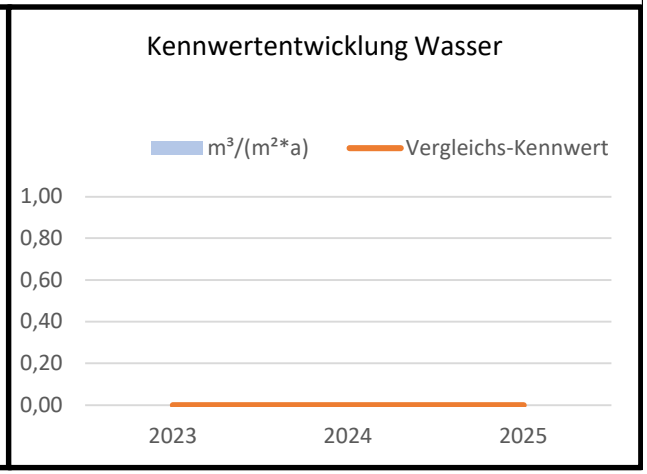

Jahr	kWh/(m²*a)	Vergleichs-Kennwert	Jahr	kWh/(m²*a)	Vergleichs-Kennwert	Jahr	m³/(m²*a)	Vergleichs-Kennwert
2023	0	119	2023	0	14	2023	0,00	0
2024	0	119	2024	0	14	2024	0,00	0
2025	0	119	2025	0	14	2025	0,00	0

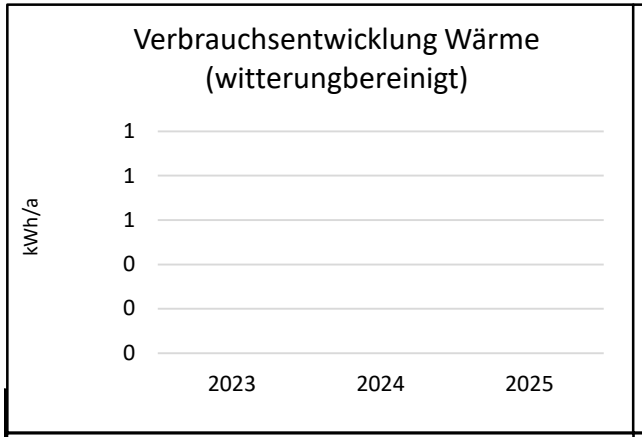

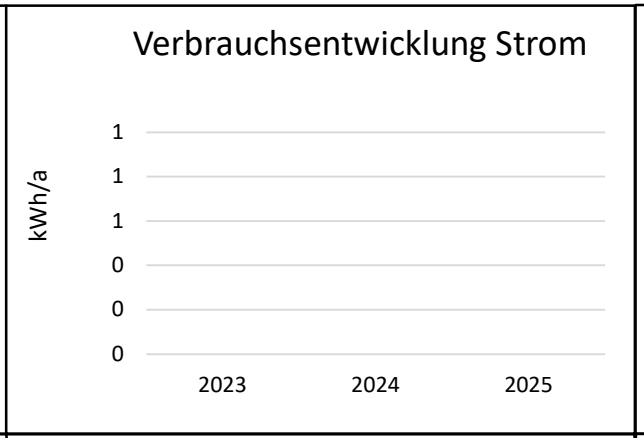



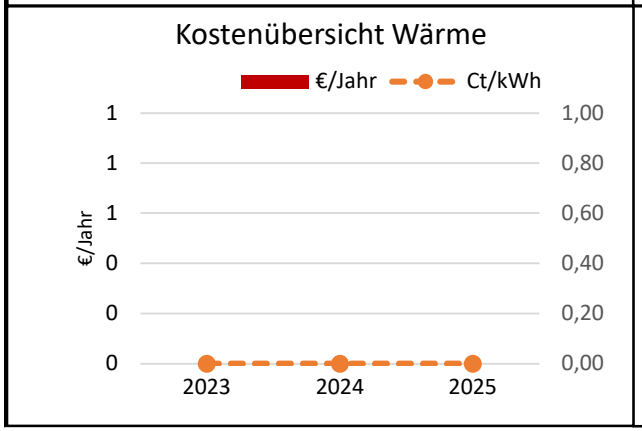

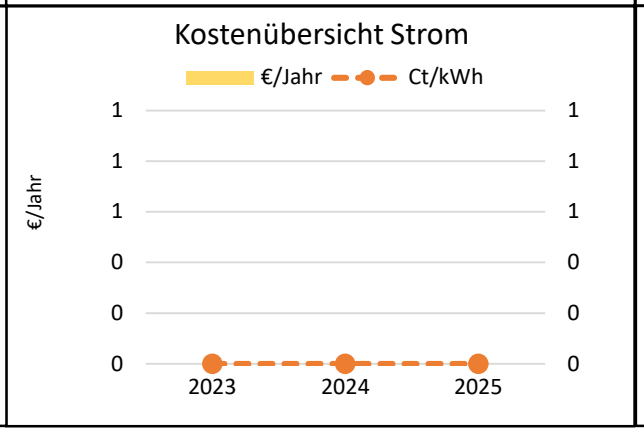

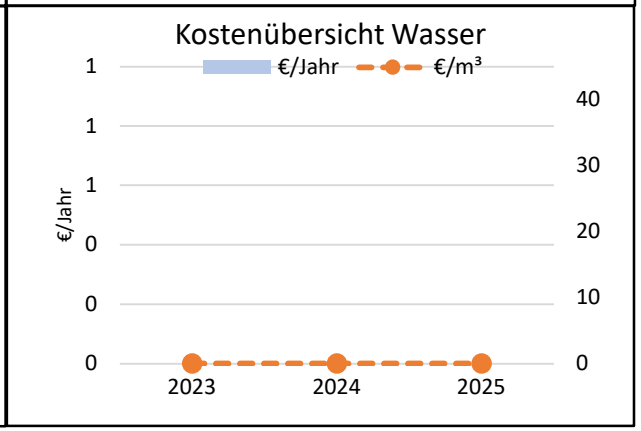

Jahr	kWh/a	€/Jahr	Ct/kWh
2023	0	0	
2024	0	0	
2025	0	0	

Jahr	kWh/a	€/Jahr	Ct/kWh
2023	0	0	
2024	0	0	
2025	0	0	

Jahr	m³/Jahr	€/Jahr	€/m³
2023	0	0	
2024	0	0	
2025	0	0	

Steinberghalle

Anschrift	Langes Feld 1					
		Heizmedium	Erdgas			
BGF in m²	NN	Warmwasserbereitung	zentral			
NGF in m²	1.575					
Gebäudekategorie:		Zählernummer Strom	1ISK0069301551	2023	41,6	65,1
Sporthallen		Zählernummer Wärme	7ELS2531400173	2024	39,1	34,9
Baujahr	1982	Zählernummer Wasser	21256350	2025	45,1	57,7

CO_2-Emissionen

	Strom [t CO_2/Jahr]	Heizenergie [t CO_2/Jahr]
2023	41,6	65,1
2024	39,1	34,9
2025	45,1	57,7

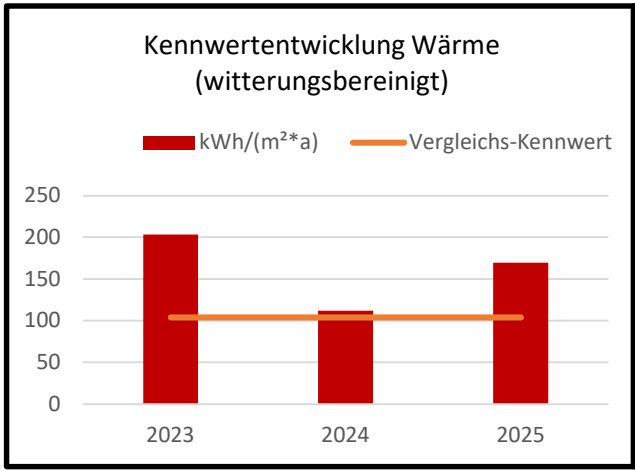

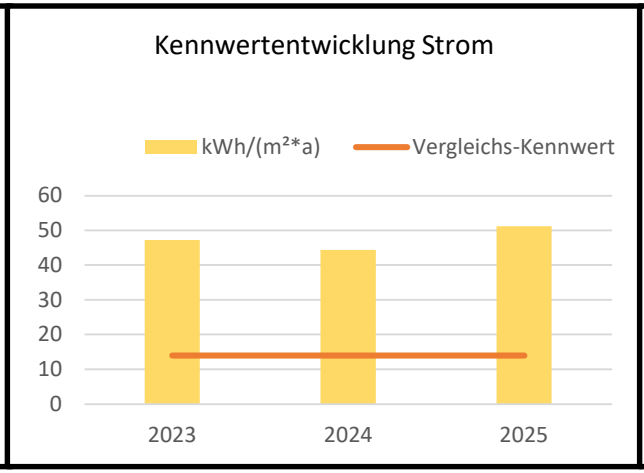

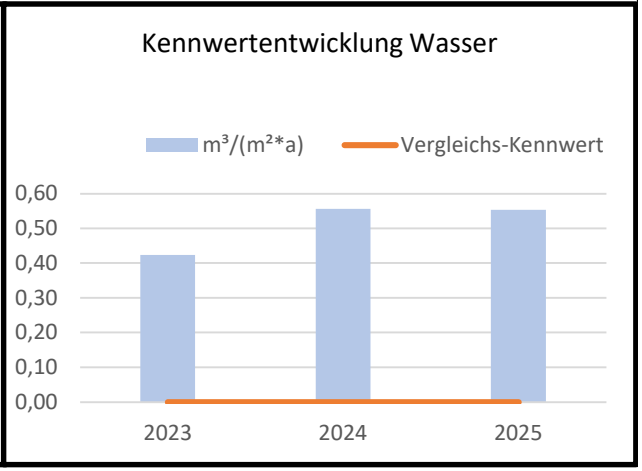

Jahr	kWh/(m²*a)	Vergleichs-Kennwert	Jahr	kWh/(m²*a)	Vergleichs-Kennwert	Jahr	m³/(m²*a)	Vergleichs-Kennwert
2023	203	104	2023	47	14	2023	0,42	0
2024	112	104	2024	44	14	2024	0,56	0
2025	169	104	2025	51	14	2025	0,55	0

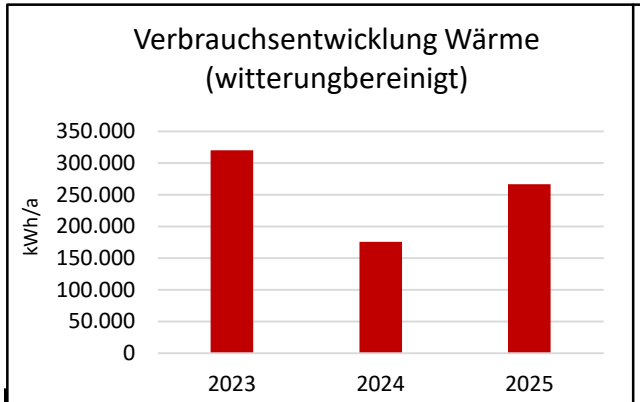

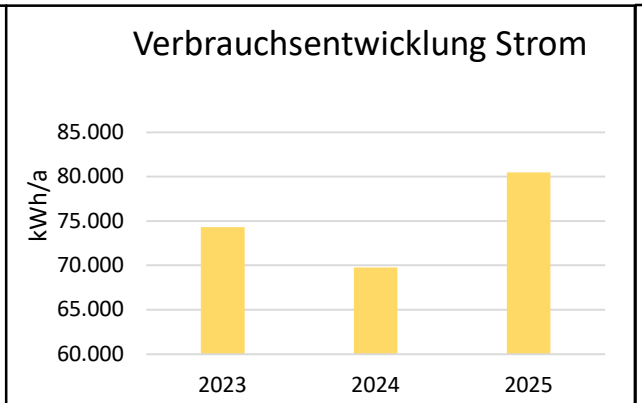

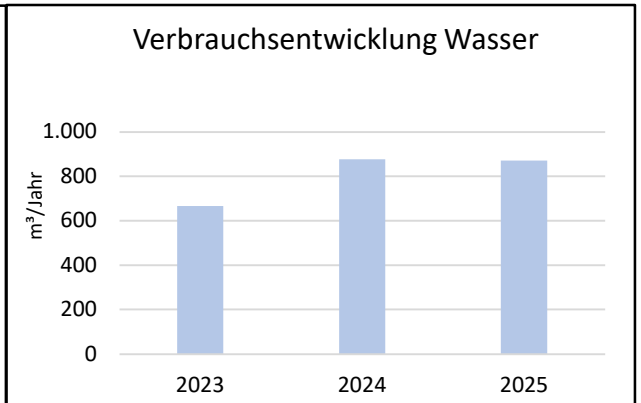

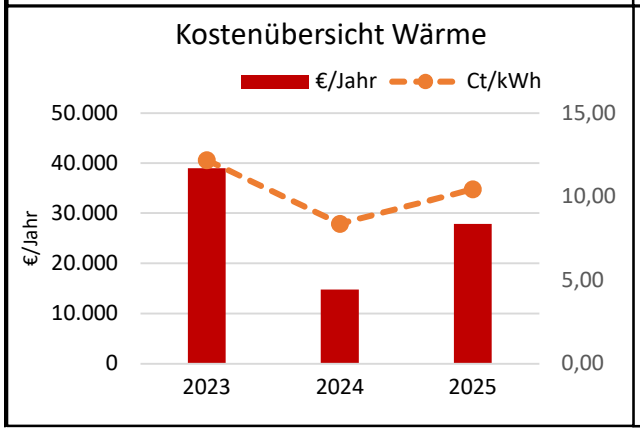

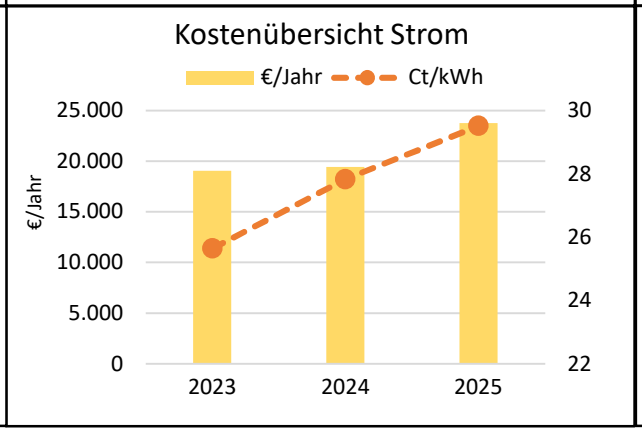

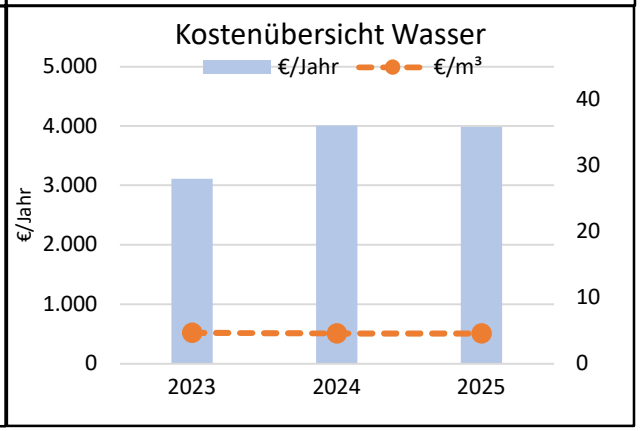

Jahr	kWh/a	€/Jahr	Ct/kWh
2023	320.011	38.996	12,19
2024	175.814	14.739	8,38
2025	266.794	27.870	10,45

Jahr	kWh/a	€/Jahr	Ct/kWh
2023	74.325	19.060	25,64
2024	69.775	19.423	27,84
2025	80.500	23.760	29,52

Jahr	m³/Jahr	€/Jahr	€/m³
2023	666	3.110	4,67
2024	876	4.005	4,57
2025	871	3.984	4,57

Friedhofskapelle

Anschrift	Am hohen Turm 7					
		Heizmedium	Erdgas		Strom [t CO_2/Jahr]	Heizenergie [t CO_2/Jahr]
BGF in m²	NN	Warmwasserbereitung	dezentral			
NGF in m²	157					
Gebäudekategorie:		Zählernummer Strom	1049100015023802	2023	0,058	1,917
Aussegnungshallen		Zählernummer Wärme	7019100028147023	2024	0,053	1,028
Baujahr	NN	Zählernummer Wasser	10835139	2025	0,031	1,709

CO_2-Emissionen

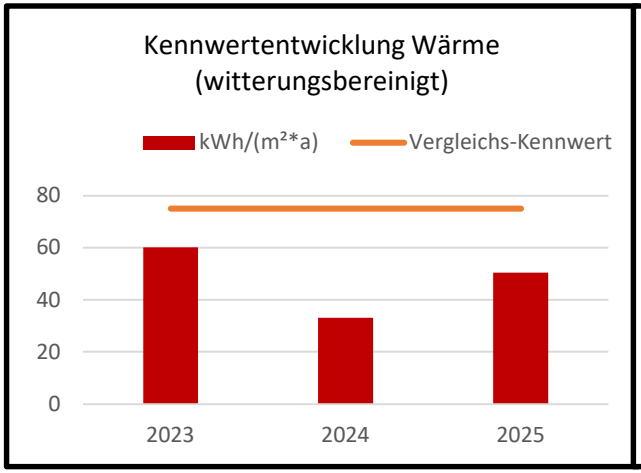

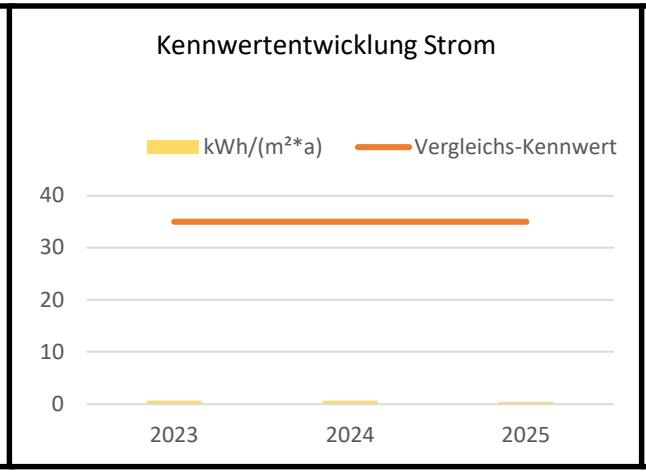

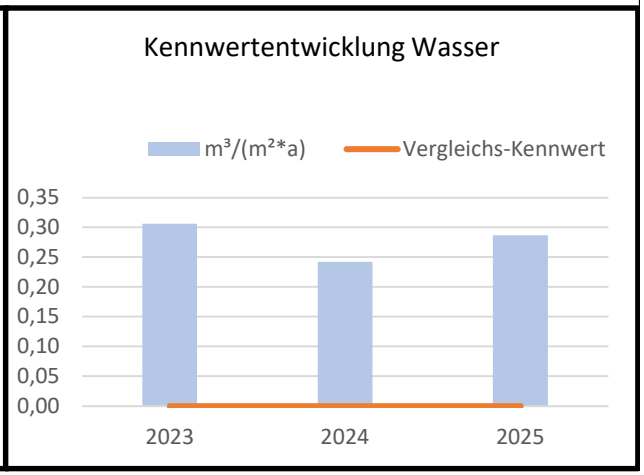

Jahr	kWh/(m²*a)	Vergleichs-Kennwert	Jahr	kWh/(m²*a)	Vergleichs-Kennwert	Jahr	m³/(m²*a)	Vergleichs-Kennwert
2023	60	75	2023	1	35	2023	0,31	0
2024	33	75	2024	1	35	2024	0,24	0
2025	50	75	2025	0	35	2025	0,29	0

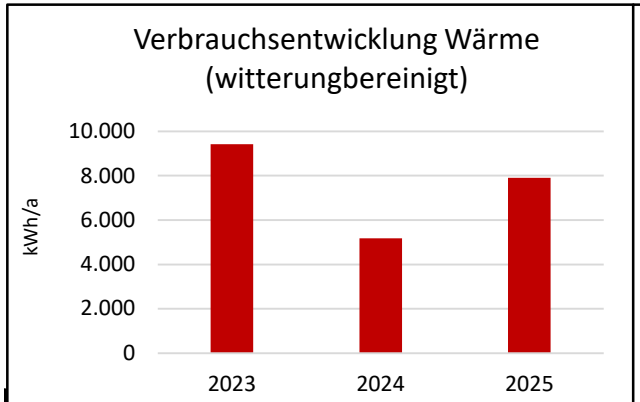

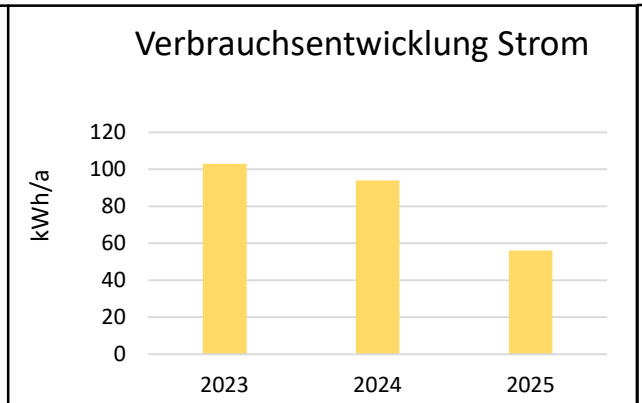

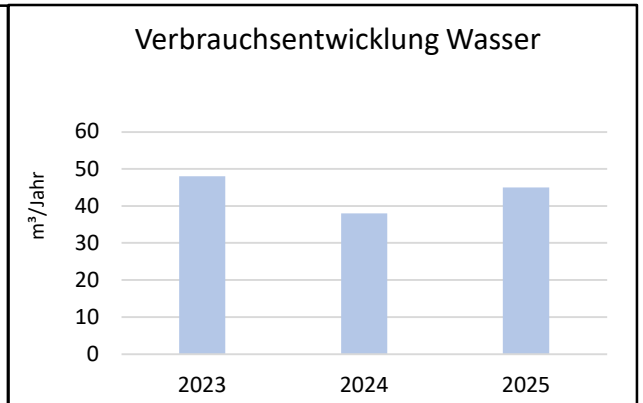

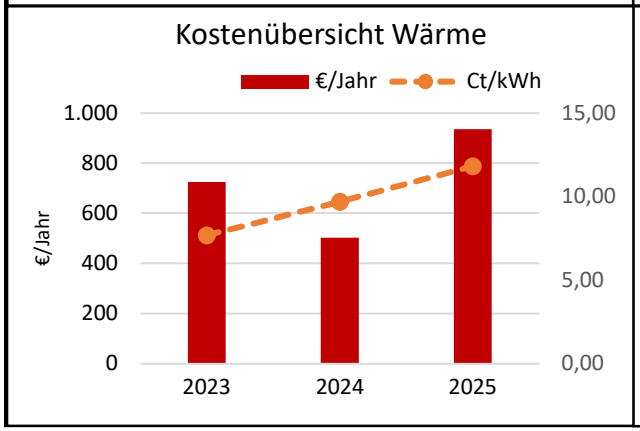

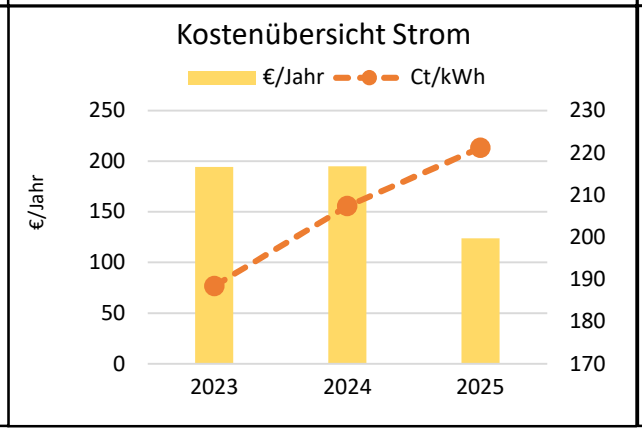

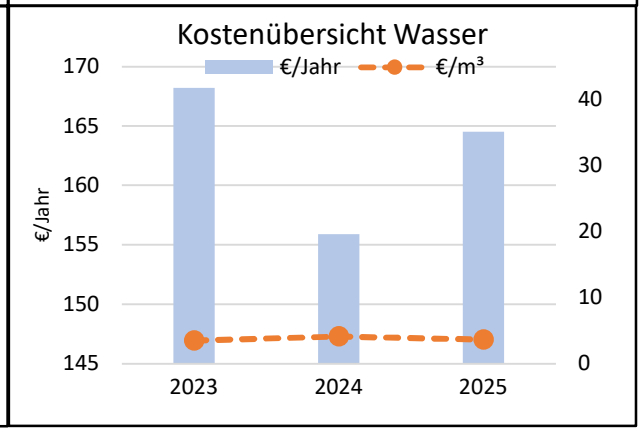

Jahr	kWh/a	€/Jahr	Ct/kWh
2023	9.426	724	7,68
2024	5.182	503	9,70
2025	7.904	934	11,82

Jahr	kWh/a	€/Jahr	Ct/kWh
2023	103	194	188,45
2024	94	195	207,35
2025	56	124	221,20

Jahr	m³/Jahr	€/Jahr	€/m³
2023	48	168	3,50
2024	38	156	4,10
2025	45	165	3,66

DRK-Heim (Sozialstation)

Anschrift	Alfelder Straße 16					
		Heizmedium	Erdgas		Strom [t CO_2/Jahr]	Heizenergie [t CO_2/Jahr]
BGF in m²	NN	Warmwasserbereitung	zentral			
NGF in m²	132					
Gebäudekategorie:		Zählernummer Strom	1EFR2265084292	2023	0,004	5,453
Sozialgebäude		Zählernummer Wärme	9725534	2024	0,236	5,462
Baujahr	1990	Zählernummer Wasser	71672300	2025	0,110	10,129

CO_2-Emissionen

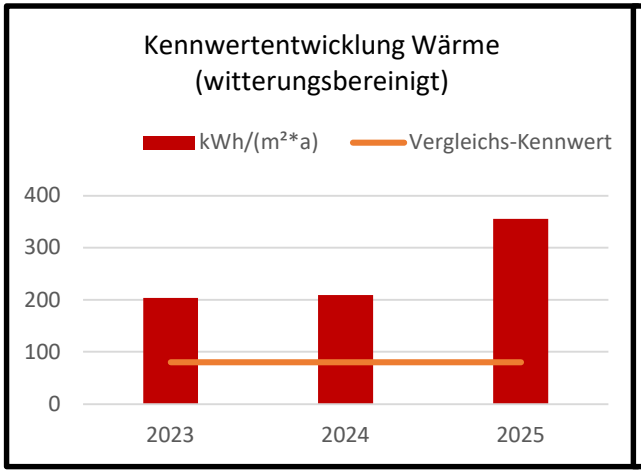

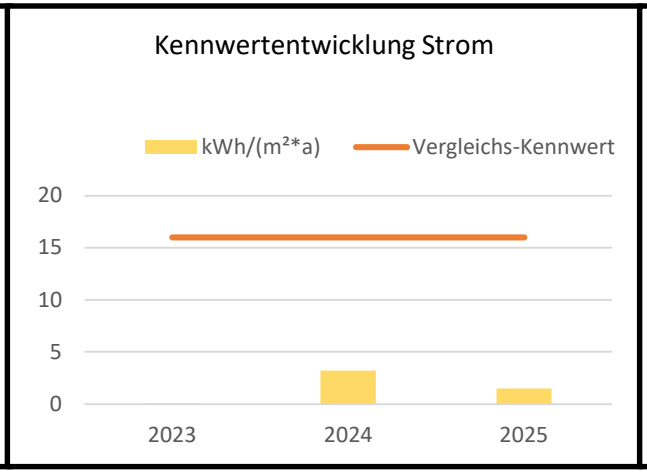

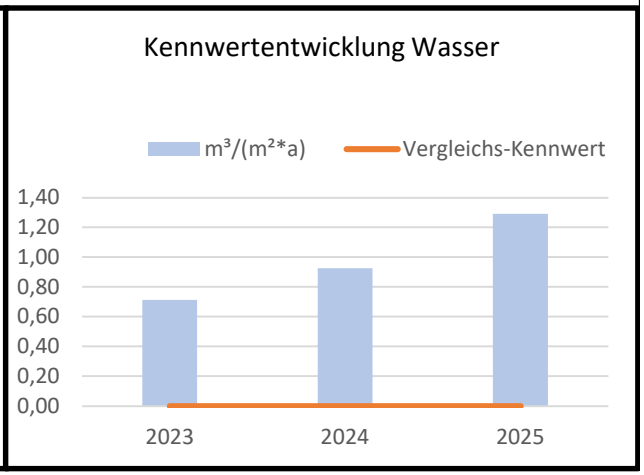

Jahr	kWh/(m²*a)	Vergleichs-Kennwert	Jahr	kWh/(m²*a)	Vergleichs-Kennwert	Jahr	m³/(m²*a)	Vergleichs-Kennwert
2023	203	80	2023	0	16	2023	0,71	0
2024	209	80	2024	3	16	2024	0,93	0
2025	355	80	2025	1	16	2025	1,29	0

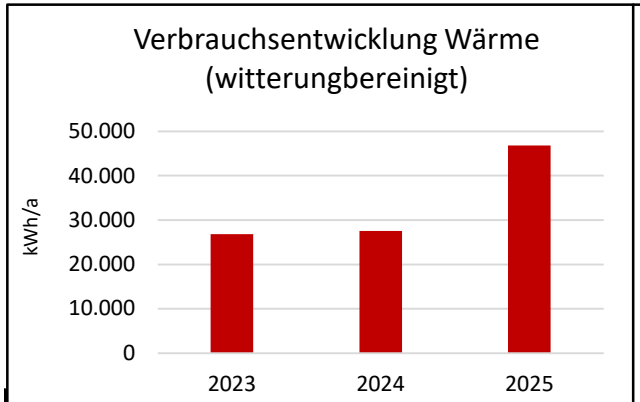

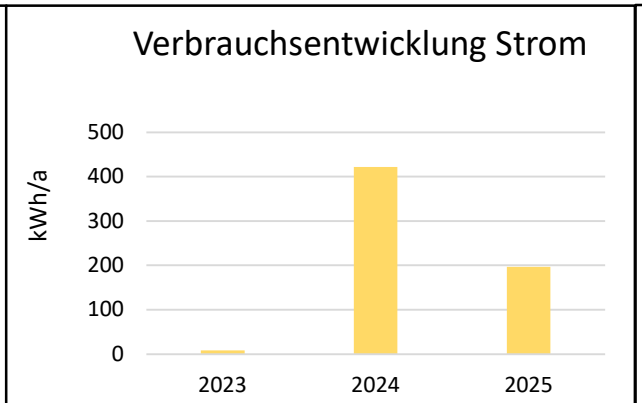

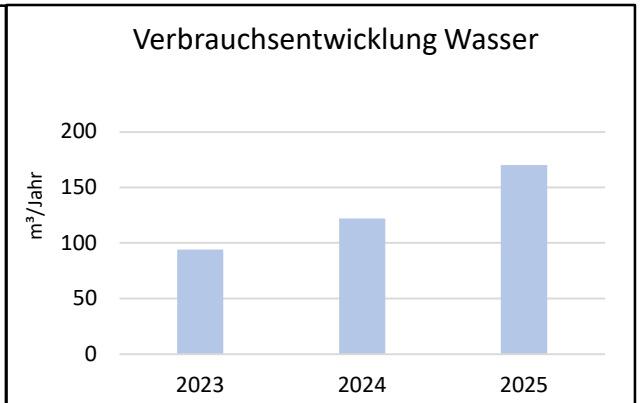

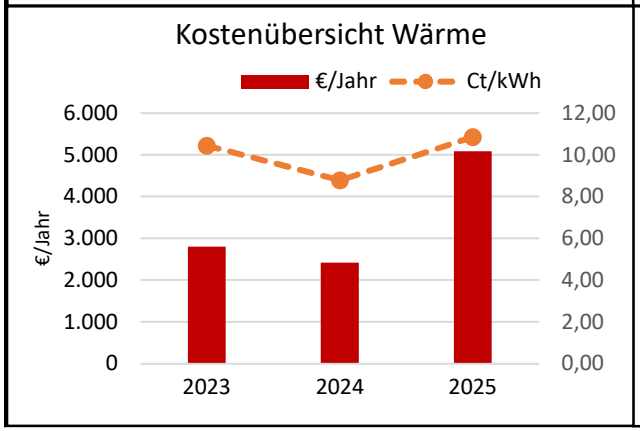

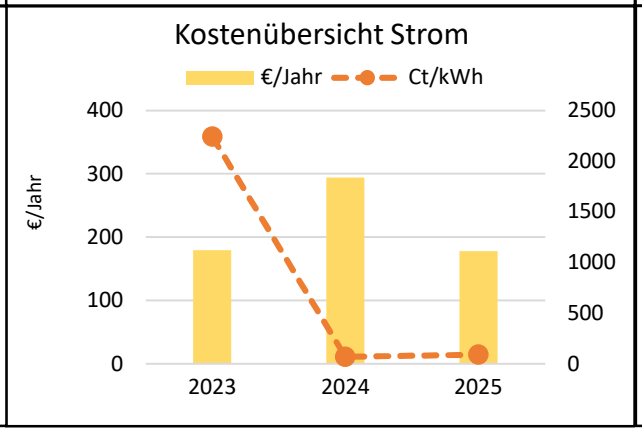

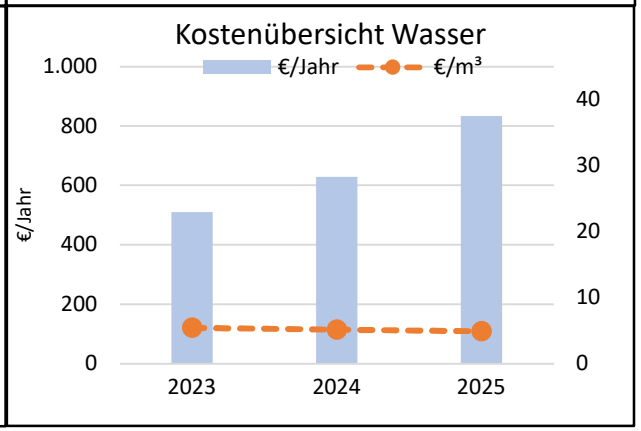

Jahr	kWh/a	€/Jahr	Ct/kWh
2023	26.812	2.798	10,44
2024	27.538	2.418	8,78
2025	46.845	5.084	10,85

Jahr	kWh/a	€/Jahr	Ct/kWh
2023	8	179	2242,88
2024	422	294	69,67
2025	197	178	90,37

Jahr	m³/Jahr	€/Jahr	€/m³
2023	94	510	5,42
2024	122	629	5,16
2025	170	833	4,90

Feuerwehrhaus Diekhozen

Anschrift	Söhrer Tor 25		
		Heizmedium	Strom
BGF in m²	NN	Warmwasserbereitung	dezentral
NGF in m²	532		
Gebäudekategorie:		Zählernummer Strom	1EFR2375002794
Feuerwehren		Zählernummer Wärme	wie Stromzähler
Baujahr	2012	Zählernummer Wasser	57662290

CO_2-Emissionen

	Strom [t CO_2/Jahr]	Heizenergie [t CO_2/Jahr]
2023	7,699	0,000
2024	13,042	0,000
2025	15,364	0,000

Kennwertentwicklung Wärme (witterungsbereinigt)

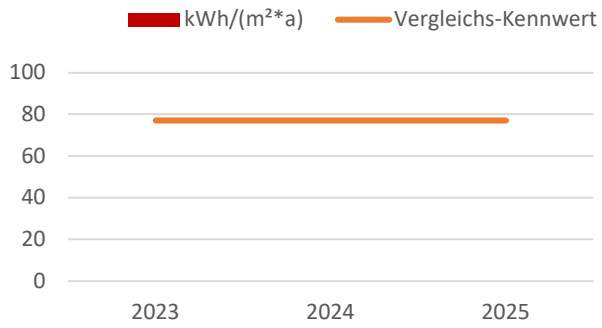

Kennwertentwicklung Strom

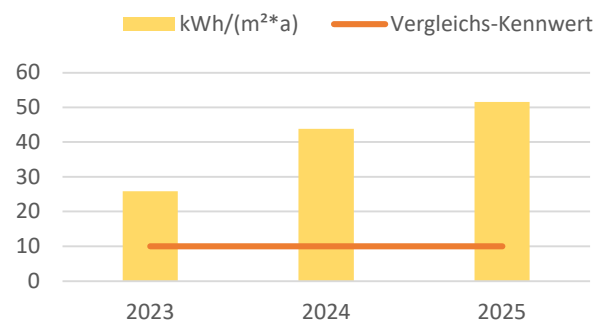

Kennwertentwicklung Wasser

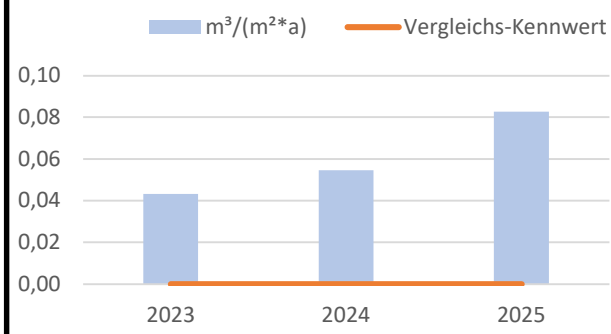

Jahr	kWh/(m²*a)	Vergleichs-Kennwert
2023	0	77
2024	0	77
2025	0	77

Jahr	kWh/(m²*a)	Vergleichs-Kennwert
2023	26	10
2024	44	10
2025	52	10

Jahr	m³/(m²*a)	Vergleichs-Kennwert
2023	0,04	0
2024	0,05	0
2025	0,08	0

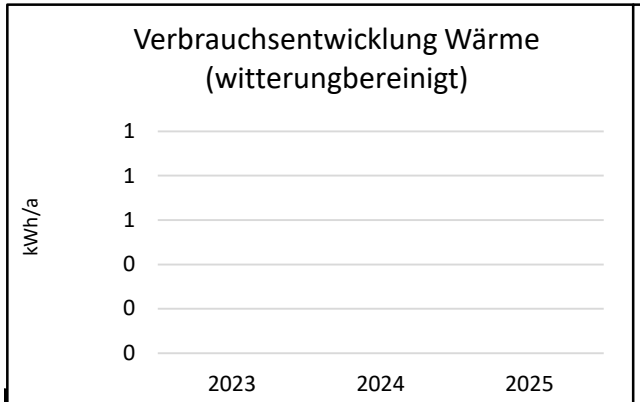

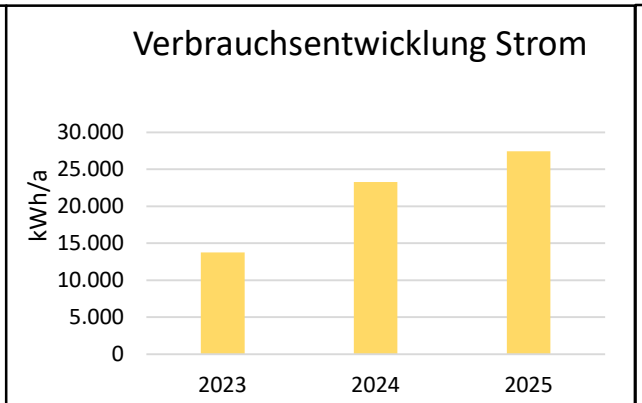

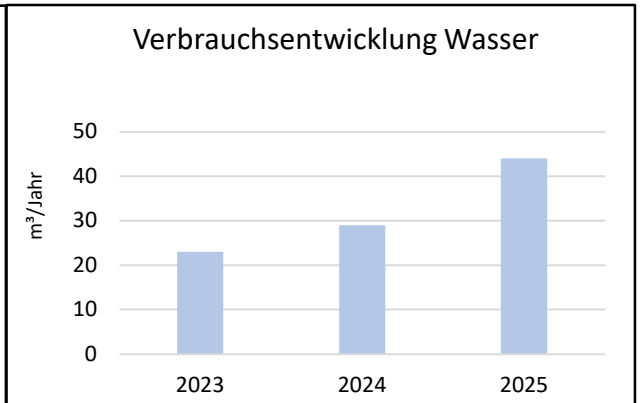

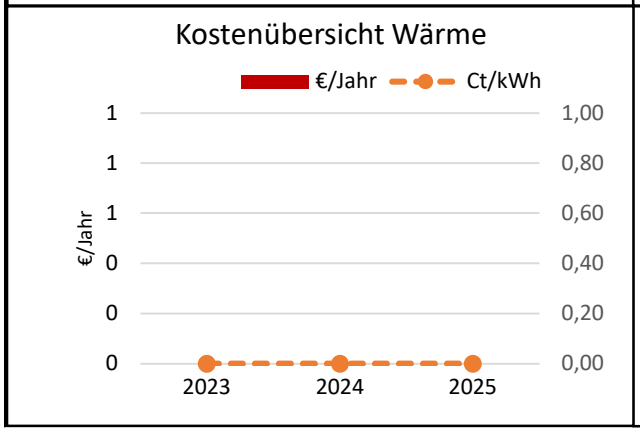

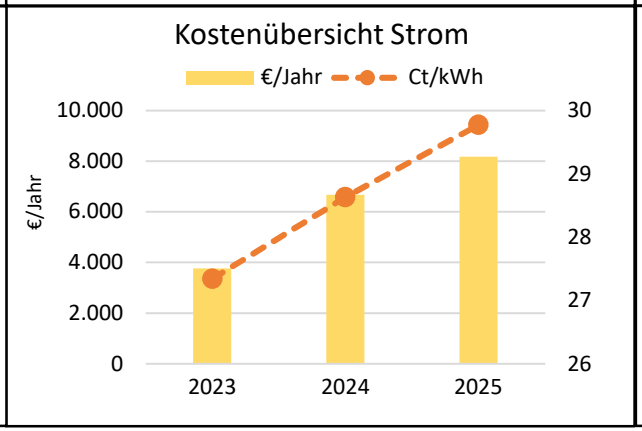

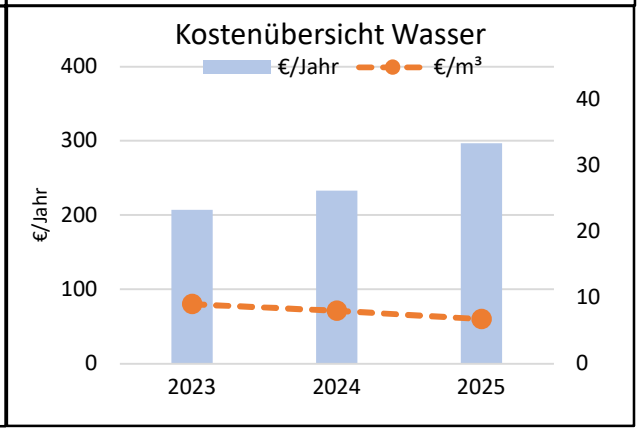

Jahr	kWh/a	€/Jahr	Ct/kWh
2023	0	0	
2024	0	0	
2025	0	0	

Jahr	kWh/a	€/Jahr	Ct/kWh
2023	13.749	3.760	27,34
2024	23.289	6.668	28,63
2025	27.436	8.169	29,77

Jahr	m³/Jahr	€/Jahr	€/m³
2023	23	207	9,01
2024	29	233	8,02
2025	44	297	6,74

Clubhaus/Sportpl. Diekholzen

Anschrift	In den Sundern		
		Heizmedium	Strom
BGF in m²	NN	Warmwasserbereitung	zentral
NGF in m²	246		
Gebäudekategorie:		Zählernummer Strom	über Sportverein
Gaststätten		Zählernummer Wärme	NN
Baujahr	1969	Zählernummer Wasser	23255082

CO_2-Emissionen

	Strom [t CO_2/Jahr]	Heizenergie [t CO_2/Jahr]
2023	0,000	
2024	0,000	
2025	0,000	

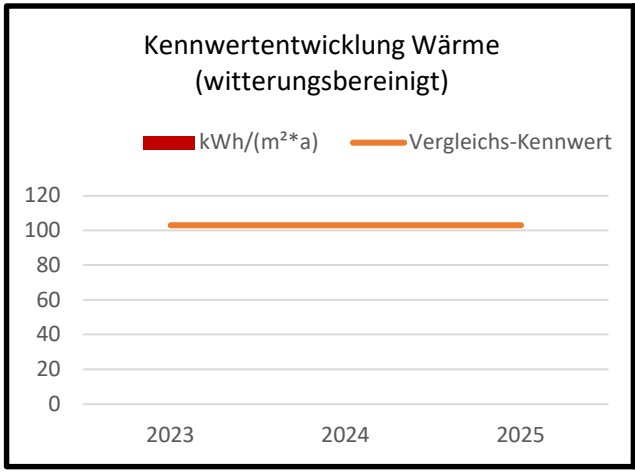

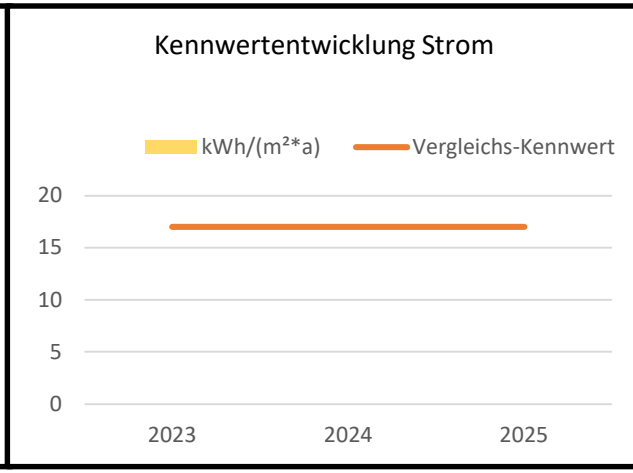

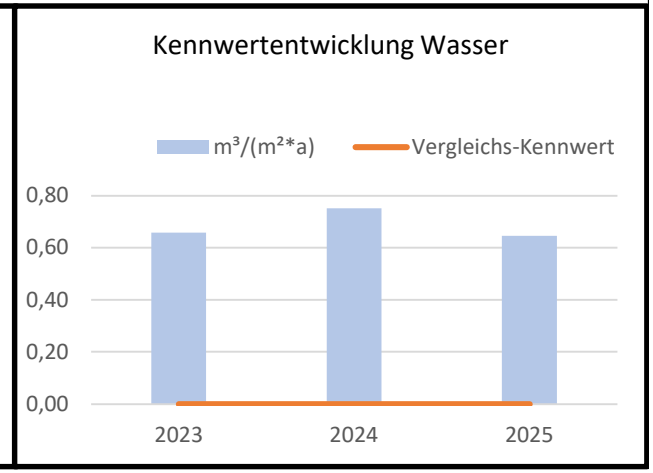

Jahr	kWh/(m²*a)	Vergleichs-Kennwert
2023		103
2024		103
2025		103

Jahr	kWh/(m²*a)	Vergleichs-Kennwert
2023	0	17
2024	0	17
2025	0	17

Jahr	m³/(m²*a)	Vergleichs-Kennwert
2023	0,66	0
2024	0,75	0
2025	0,65	0

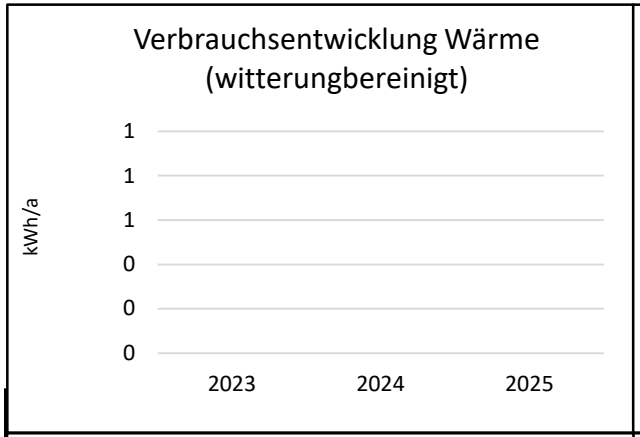

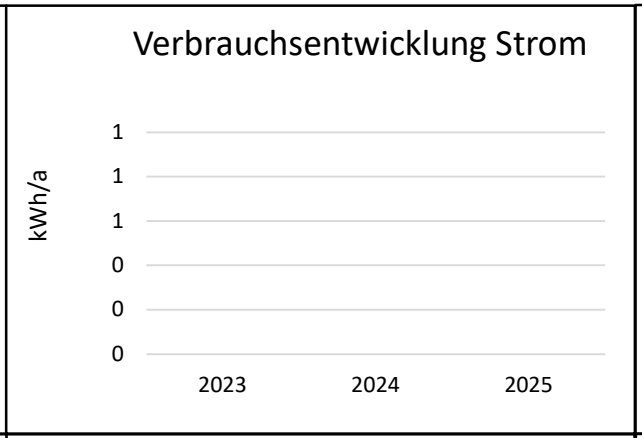

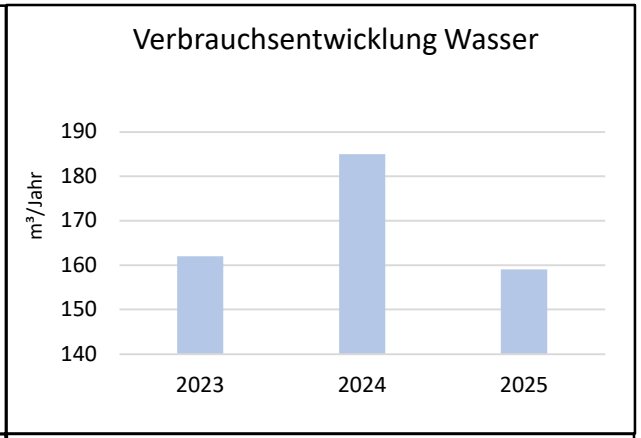

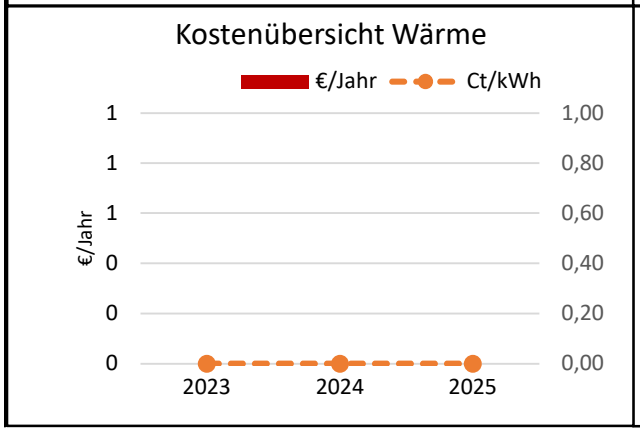

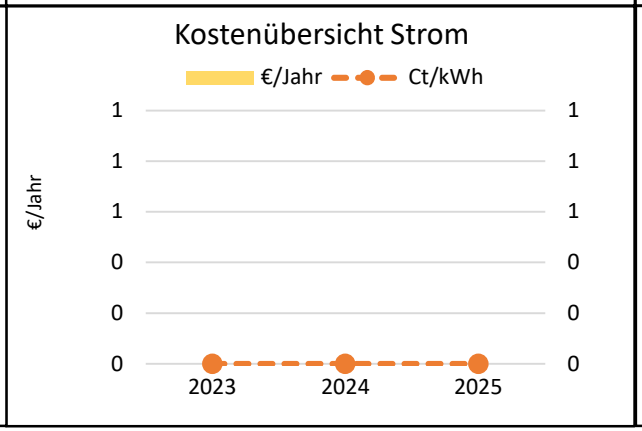

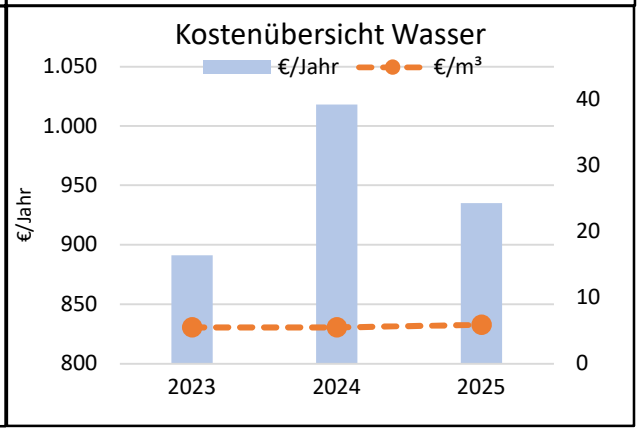

Jahr	kWh/a	€/Jahr	Ct/kWh
2023		NN	
2024		NN	
2025		NN	

Jahr	kWh/a	€/Jahr	Ct/kWh
2023	0	0	
2024	0	0	
2025	0	0	

Jahr	m³/Jahr	€/Jahr	€/m³
2023	162	891	5,50
2024	185	1.018	5,50
2025	159	935	5,88

eh. Feuerwehr/ Bauhof

				CO_2-Emissionen		
Anschrift	Alfelder Straße 3					
		Heizmedium	Erdgas+Pellets		Strom [t CO_2/Jahr]	Heizenergie [t CO_2/Jahr]
BGF in m²	NN	Warmwasserbereitung	dezentral			
NGF in m²	194					
Gebäudekategorie:		Zählernummer Strom	über Rathaus	2023	0,000	0,000
Bauhöfe		Zählernummer Wärme	über Rathaus	2024	0,000	0,000
Baujahr	Abriss 03/2026	Zählernummer Wasser	über Rathaus	2025	0,000	0,000

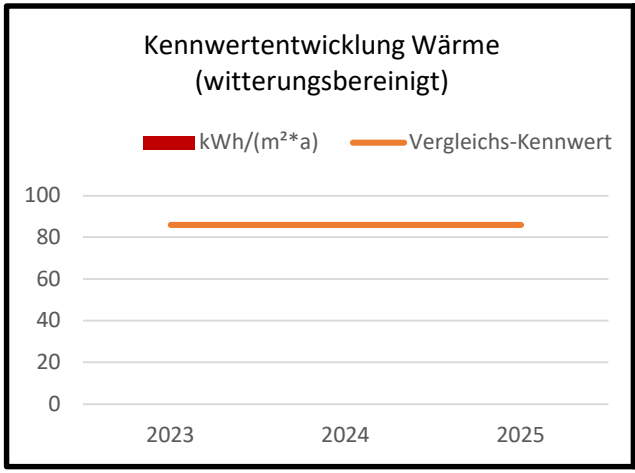

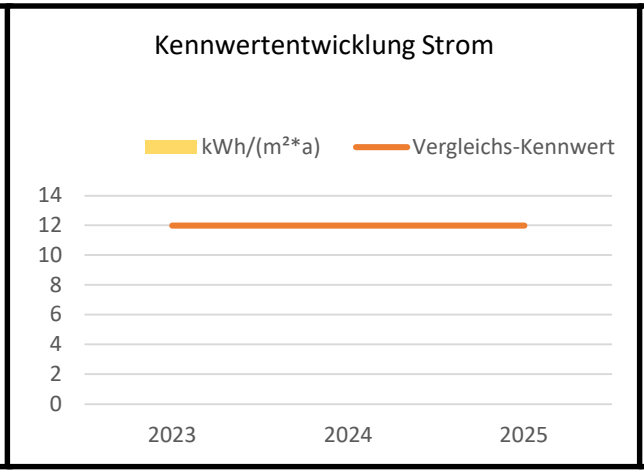

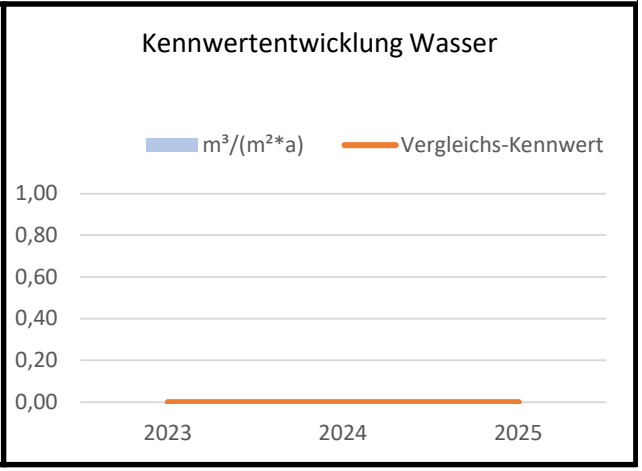

Jahr	kWh/(m²*a)	Vergleichs-Kennwert	Jahr	kWh/(m²*a)	Vergleichs-Kennwert	Jahr	m³/(m²*a)	Vergleichs-Kennwert
2023	0	86	2023	0	12	2023	0,00	0
2024	0	86	2024	0	12	2024	0,00	0
2025	0	86	2025	0	12	2025	0,00	0

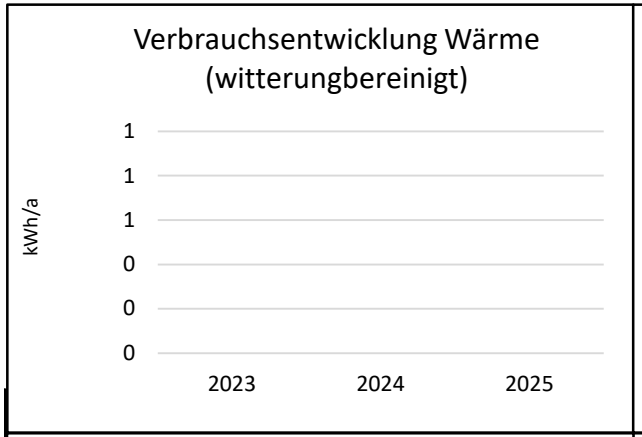

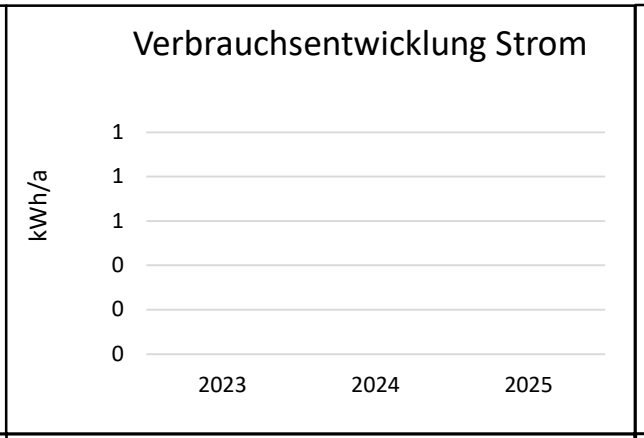



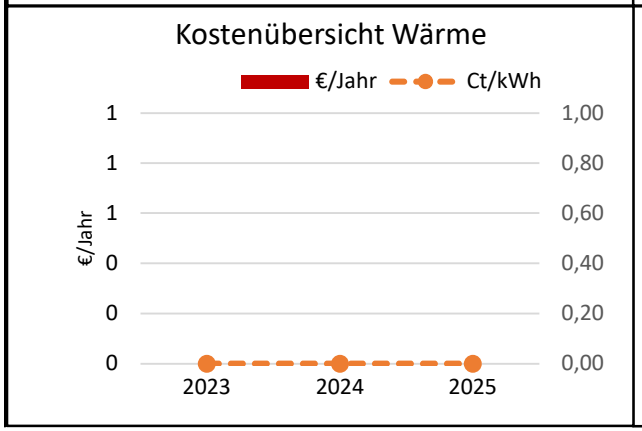

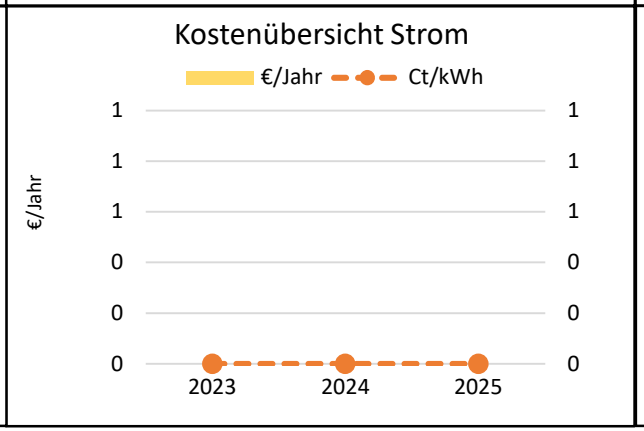

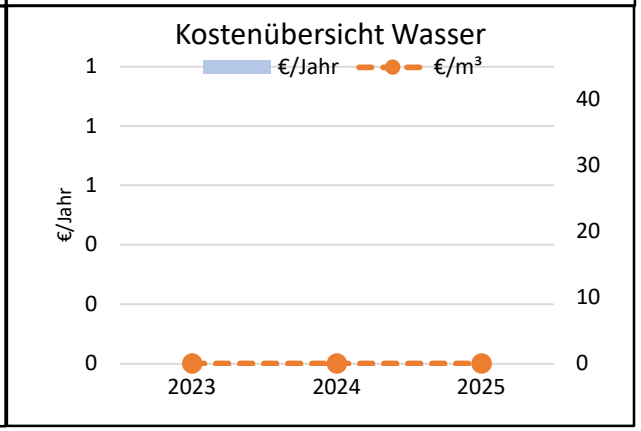

Jahr	kWh/a	€/Jahr	Ct/kWh
2023	0	0	
2024	0	0	
2025	0	0	

Jahr	kWh/a	€/Jahr	Ct/kWh
2023	0	0	
2024	0	0	
2025	0	0	

Jahr	m³/Jahr	€/Jahr	€/m³
2023	0	0	
2024	0	0	
2025	0	0	

eh. Kläranl./Remise/Pumpst.

Anschrift	Söhrer Tor 99 (an K302)					
		Heizmedium	NN		Strom [t CO_2/Jahr]	Heizenergie [t CO_2/Jahr]
BGF in m²	NN	Warmwasserbereitung	nicht vorhanden			
NGF in m²	170					
Gebäudekategorie:		Zählernummer Strom	1EFR2375002818	2023	24,662	
Pumpstationen		Zählernummer Wärme	NN	2024	24,661	
Baujahr	1960	Zählernummer Wasser	66236943	2025	16,706	

CO_2-Emissionen

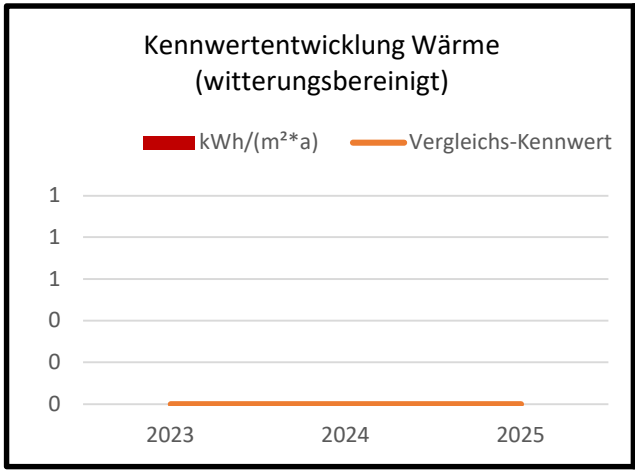

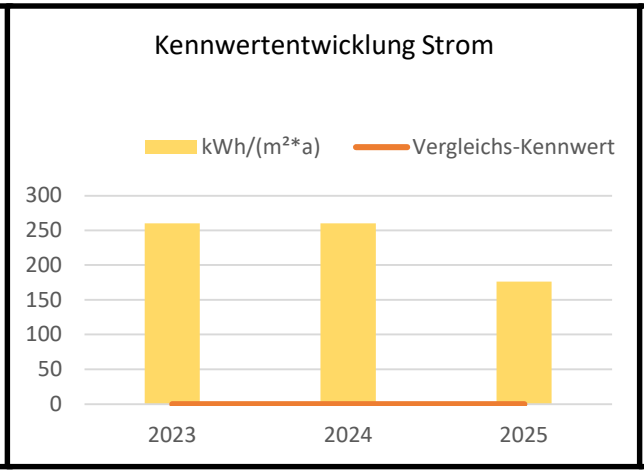

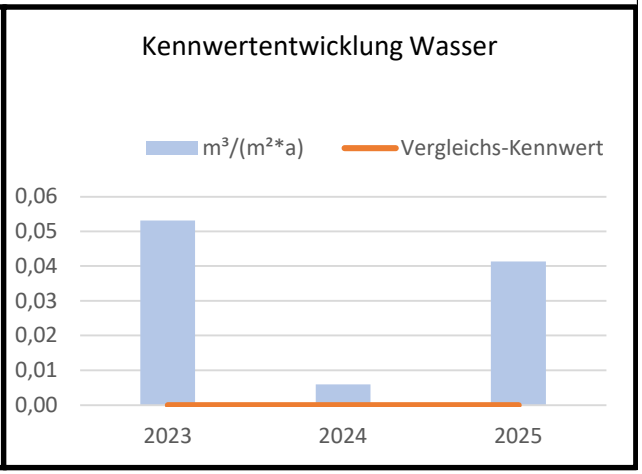

Jahr	kWh/(m²*a)	Vergleichs-Kennwert	Jahr	kWh/(m²*a)	Vergleichs-Kennwert	Jahr	m³/(m²*a)	Vergleichs-Kennwert
2023		0	2023	260	0	2023	0,05	0
2024		0	2024	260	0	2024	0,01	0
2025		0	2025	176	0	2025	0,04	0

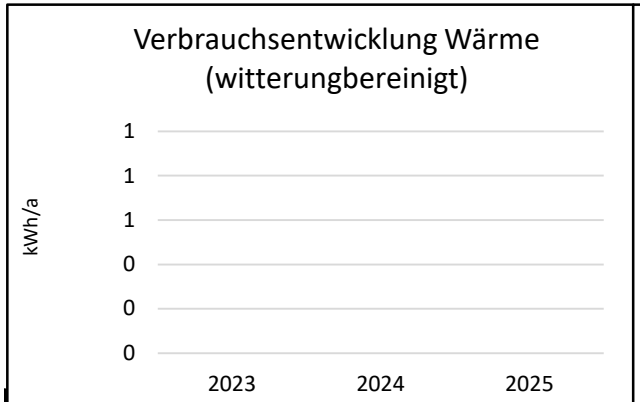

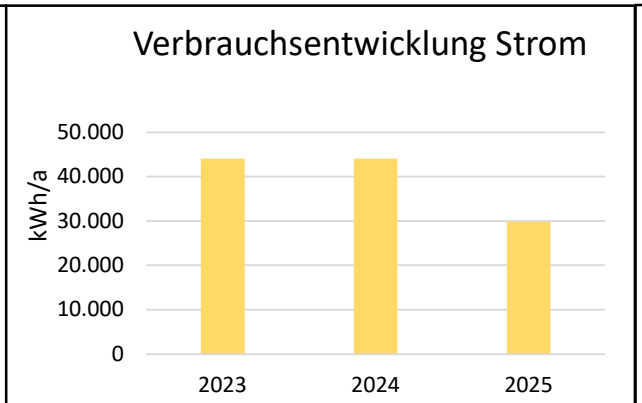

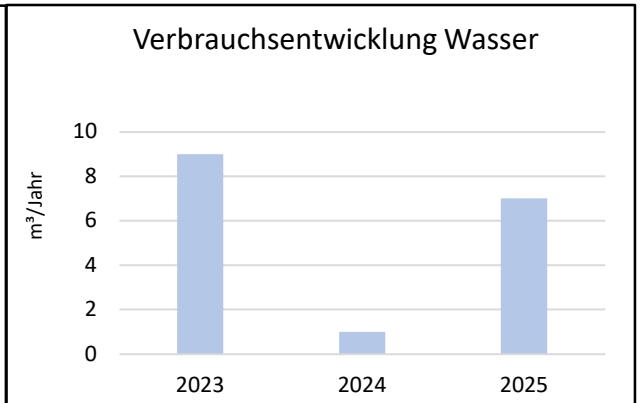

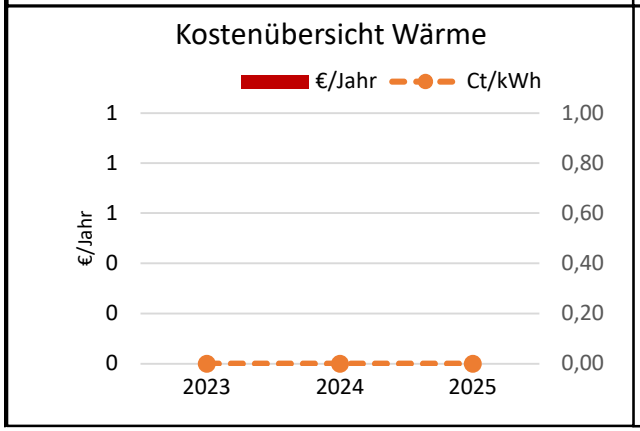

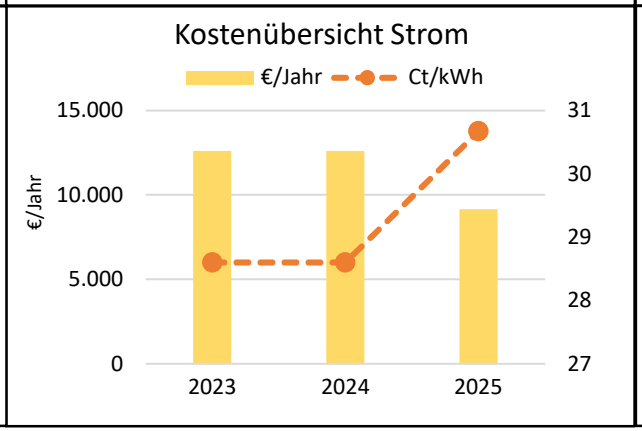

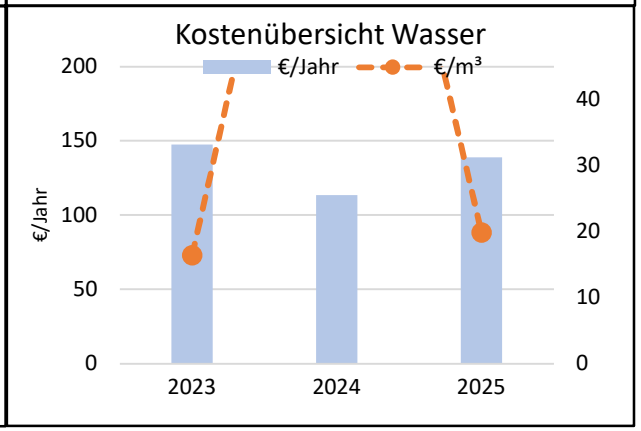

Jahr	kWh/a	€/Jahr	Ct/kWh
2023		NN	
2024		NN	
2025		NN	

Jahr	kWh/a	€/Jahr	Ct/kWh
2023	44.040	12.595	28,60
2024	44.037	12.595	28,60
2025	29.833	9.152	30,68

Jahr	m³/Jahr	€/Jahr	€/m³
2023	9	147	16,39
2024	1	113	113,40
2025	7	139	19,85

TW-UV-Desinfektionsanlage

Anschrift	In den Sundern 0		
		Heizmedium	NN
BGF in m²	NN	Warmwasserbereitung	nicht vorhanden
NGF in m²	14		
Gebäudekategorie:		Zählernummer Strom	1HLY0200471444
Wasserversorgungsanlagen		Zählernummer Wärme	NN
Baujahr	1960	Zählernummer Wasser	NN

CO_2-Emissionen

	Strom [t CO_2/Jahr]	Heizenergie [t CO_2/Jahr]
2023	11,627	
2024	12,637	
2025	8,626	

Kennwertentwicklung Wärme (witterungsbereinigt)

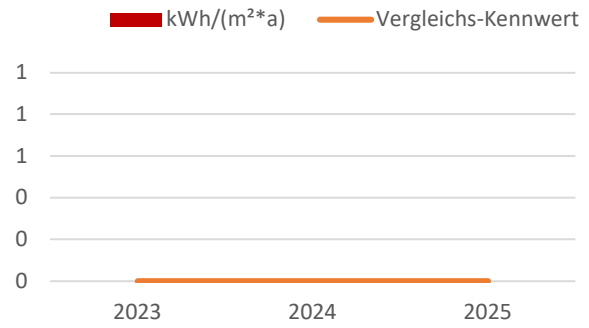

Kennwertentwicklung Strom

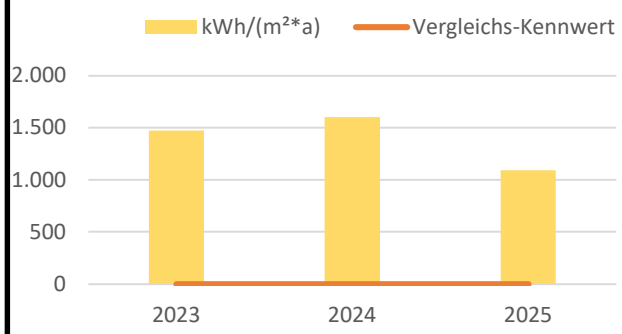

Kennwertentwicklung Wasser

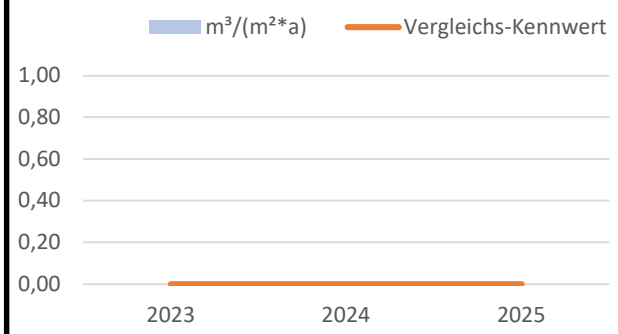

Jahr	kWh/(m²*a)	Vergleichs-Kennwert
2023		0
2024		0
2025		0

Jahr	kWh/(m²*a)	Vergleichs-Kennwert
2023	1.473	0
2024	1.600	0
2025	1.092	0

Jahr	m³/(m²*a)	Vergleichs-Kennwert
2023	0,00	0
2024	0,00	0
2025	0,00	0

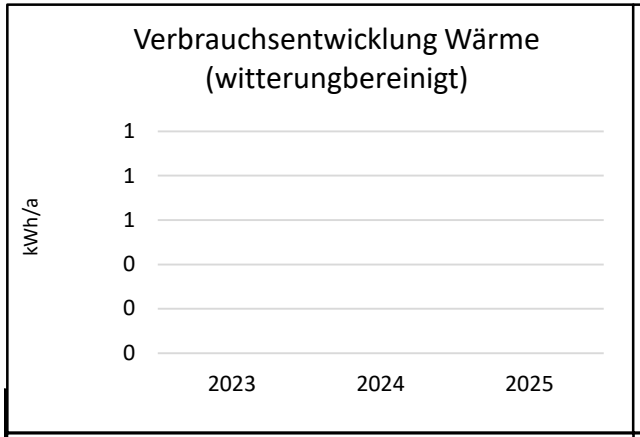

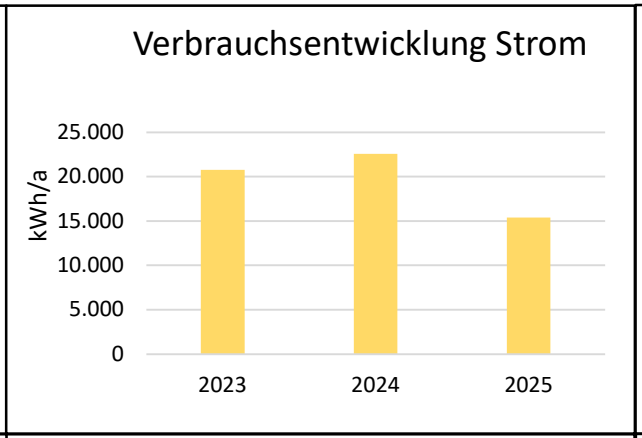



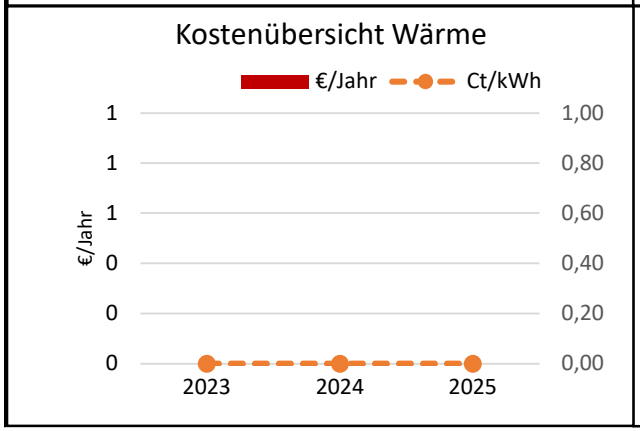

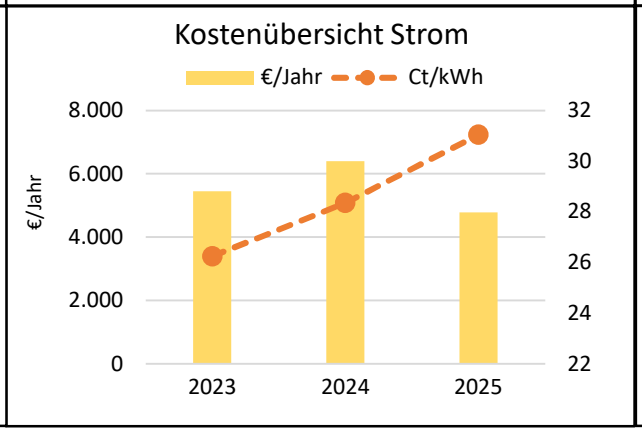

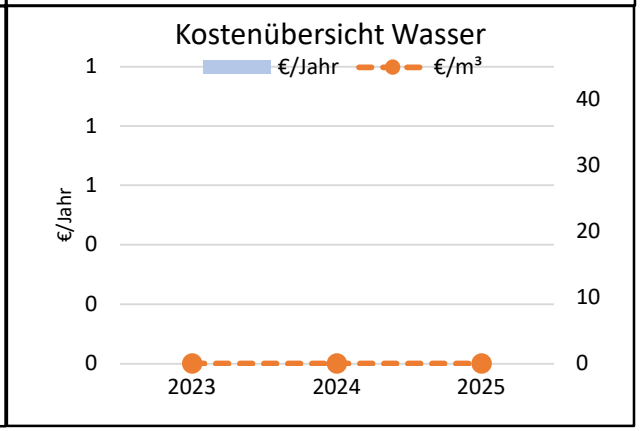

Jahr	kWh/a	€/Jahr	Ct/kWh
2023		NN	
2024		NN	
2025		NN	

Jahr	kWh/a	€/Jahr	Ct/kWh
2023	20.763	5.450	26,25
2024	22.566	6.399	28,36
2025	15.404	4.783	31,05

Jahr	m³/Jahr	€/Jahr	€/m³
2023	0	0	
2024	0	0	
2025	0	0	

TW-Druckerhöhung Heideweg

Anschrift	Heideweg 0		
		Heizmedium	NN
BGF in m²	NN	Warmwasserbereitung	nicht vorhanden
NGF in m²	9		
Gebäudekategorie:		Zählernummer Strom	1ITR0310151012
Pumpstationen		Zählernummer Wärme	NN
Baujahr	1960	Zählernummer Wasser	NN

CO_2-Emissionen

	Strom [t CO_2/Jahr]	Heizenergie [t CO_2/Jahr]
2023	7,468	
2024	5,578	
2025	5,618	

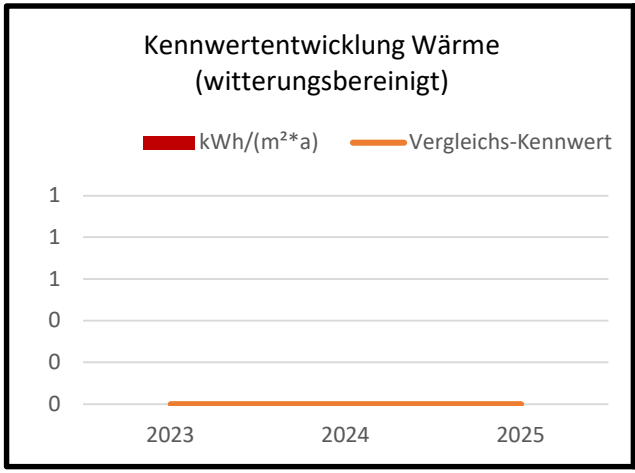

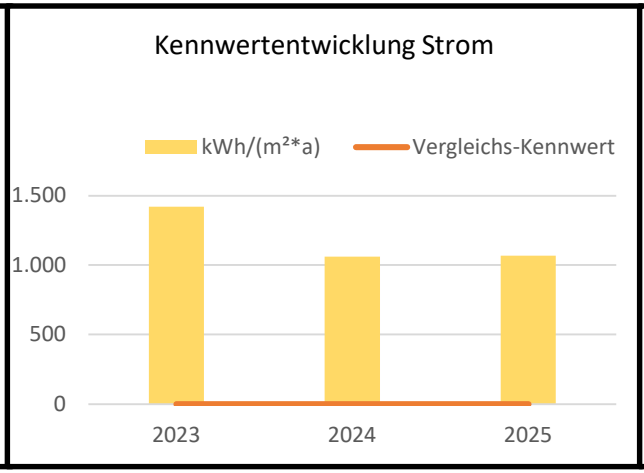

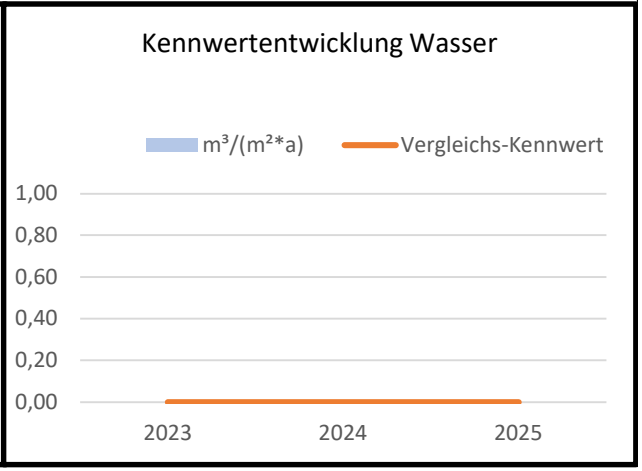

Jahr	kWh/(m²*a)	Vergleichs-Kennwert
2023		0
2024		0
2025		0

Jahr	kWh/(m²*a)	Vergleichs-Kennwert
2023	1.419	0
2024	1.060	0
2025	1.067	0

Jahr	m³/(m²*a)	Vergleichs-Kennwert
2023	0,00	0
2024	0,00	0
2025	0,00	0

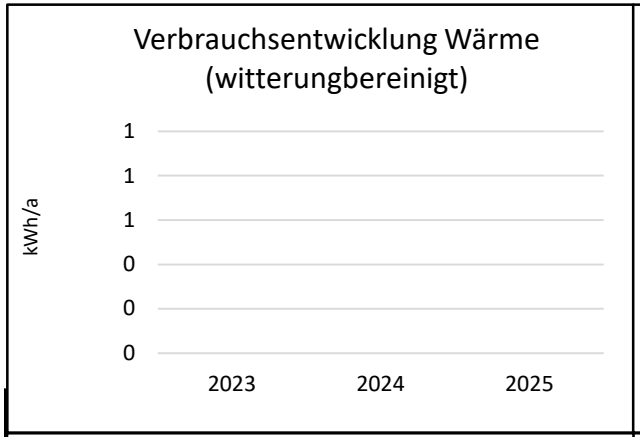

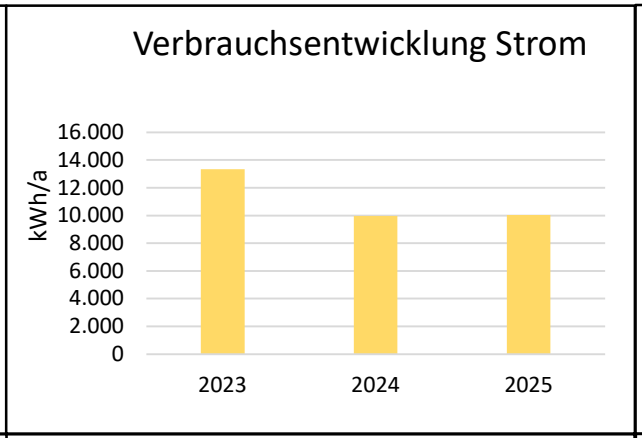



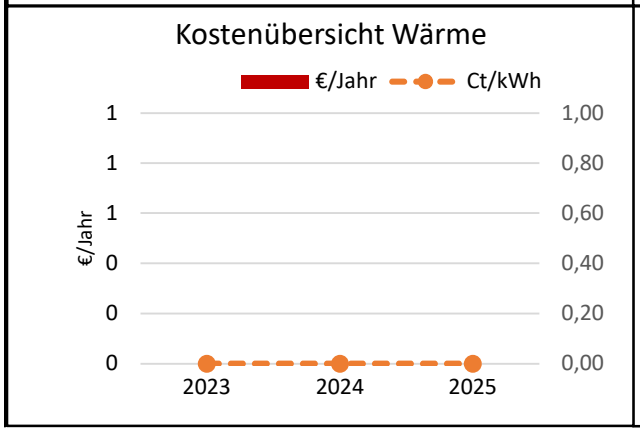

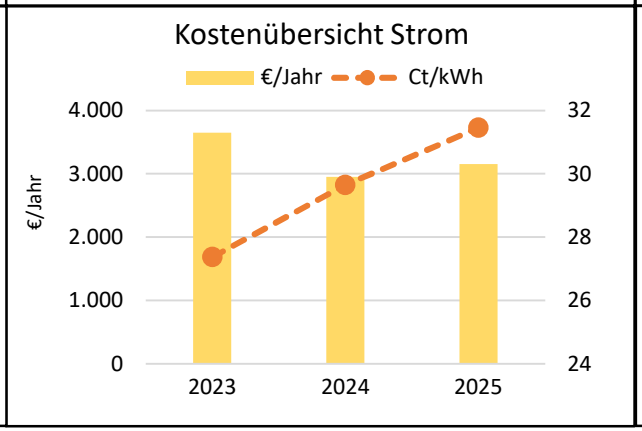

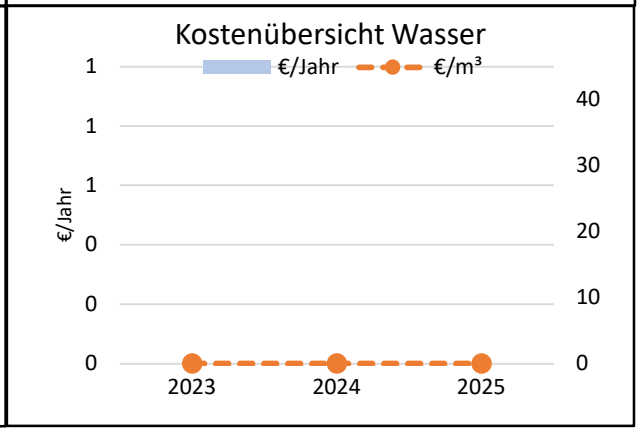

Jahr	kWh/a	€/Jahr	Ct/kWh
2023		NN	
2024		NN	
2025		NN	

Jahr	kWh/a	€/Jahr	Ct/kWh
2023	13.336	3.650	27,37
2024	9.961	2.954	29,65
2025	10.032	3.156	31,46

Jahr	m³/Jahr	€/Jahr	€/m³
2023	0	0	
2024	0	0	
2025	0	0	

Gymnastikhalle Barienrode

Anschrift	Nikolausstraße 5	Heizmedium	Erdgas		
BGF in m²	NN	Warmwasserbereitung	zentral		
NGF in m²	542				
Gebäudekategorie:		Zählernummer Strom	DE0257504804 11LOG0065490048		
Gymnastikhallen		Zählernummer Wärme	7ELS2533822886		
Baujahr	1970	Zählernummer Wasser	NN		

CO_2-Emissionen

	Strom [t CO_2/Jahr]	Heizenergie [t CO_2/Jahr]
2023	5,323	16,843
2024	3,266	7,176
2025	4,026	14,454

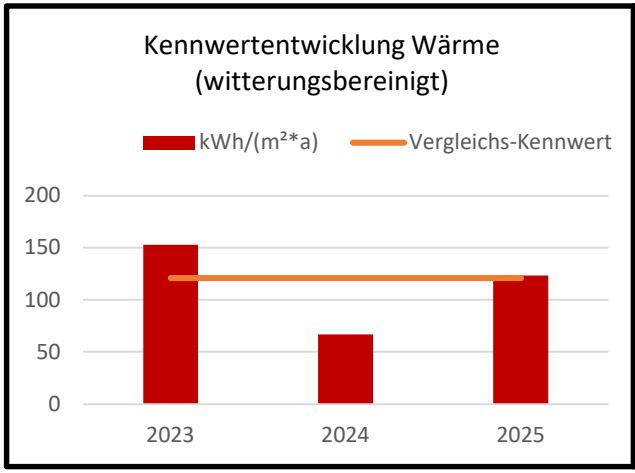

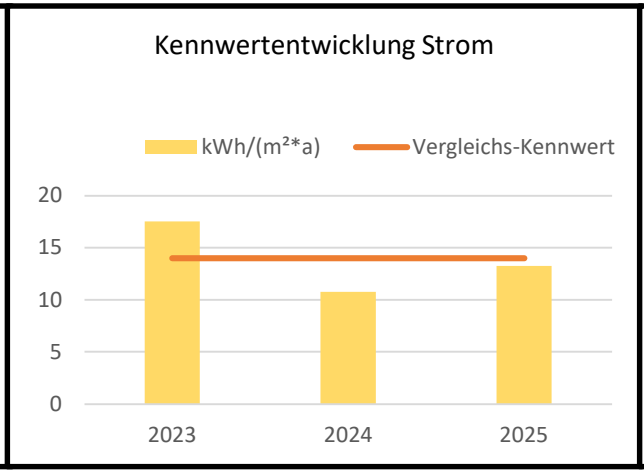

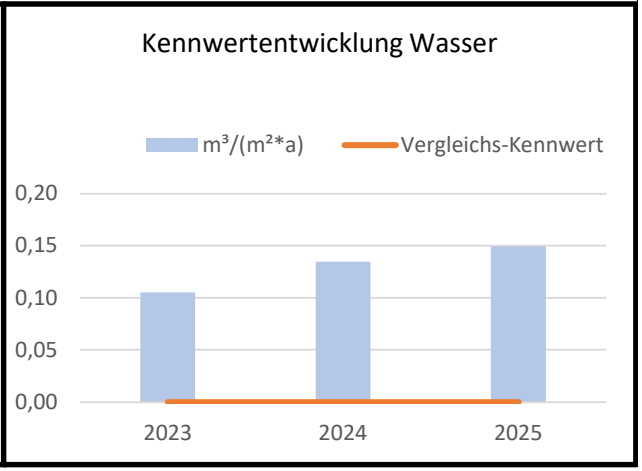

Jahr	kWh/(m²*a)	Vergleichs-Kennwert	Jahr	kWh/(m²*a)	Vergleichs-Kennwert	Jahr	m³/(m²*a)	Vergleichs-Kennwert
2023	153	121	2023	18	14	2023	0,11	0
2024	67	121	2024	11	14	2024	0,13	0
2025	123	121	2025	13	14	2025	0,15	0

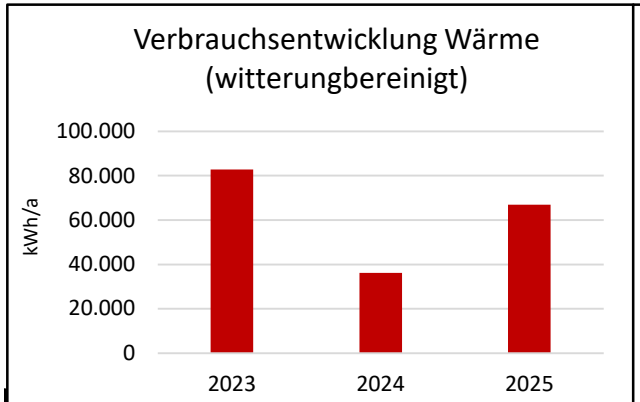

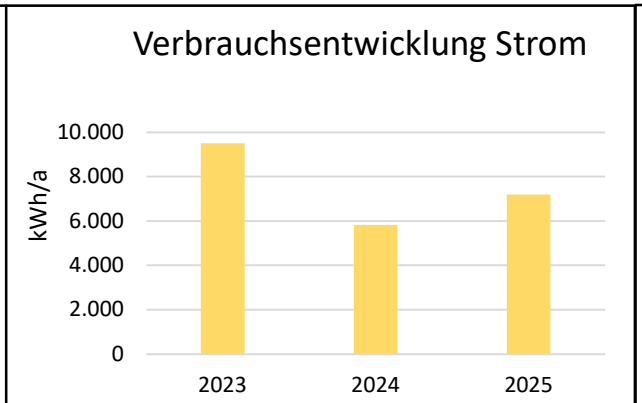

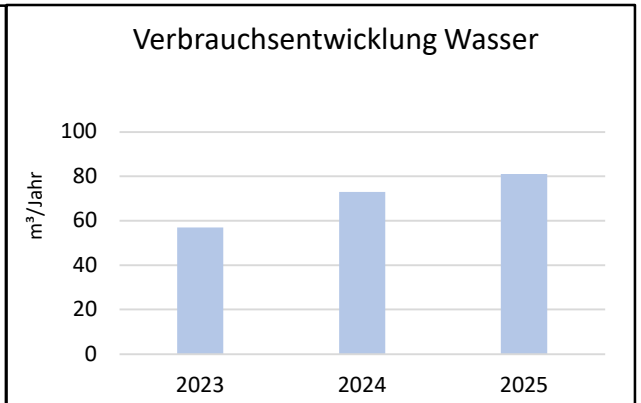

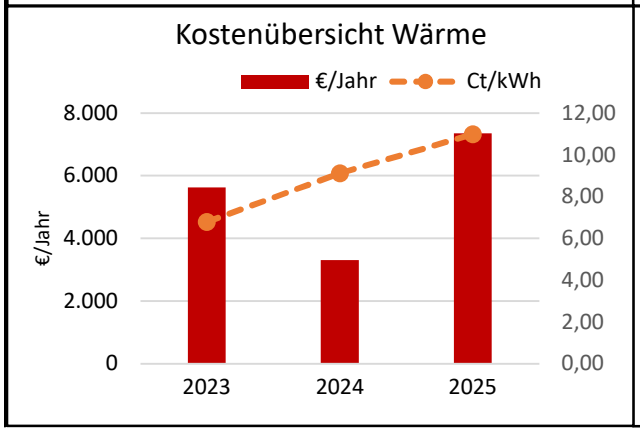

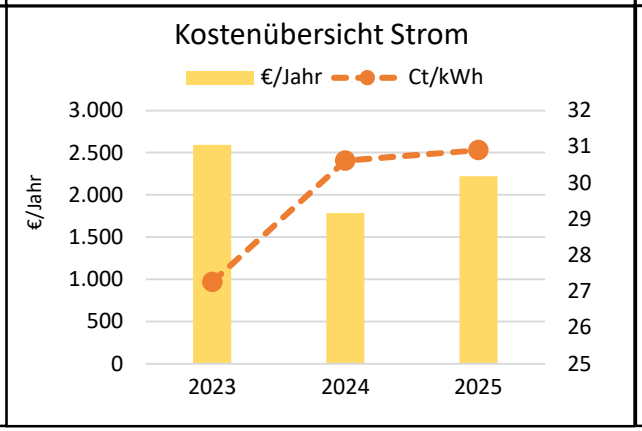

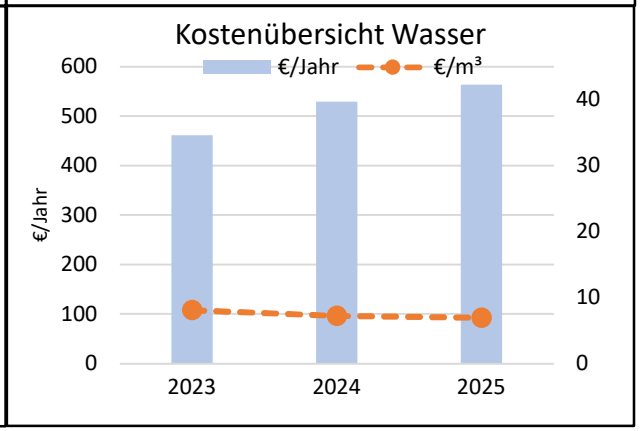

Jahr	kWh/a	€/Jahr	Ct/kWh
2023	82.814	5.621	6,79
2024	36.177	3.302	9,13
2025	66.850	7.346	10,99

Jahr	kWh/a	€/Jahr	Ct/kWh
2023	9.505	2.591	27,26
2024	5.832	1.786	30,62
2025	7.190	2.222	30,91

Jahr	m³/Jahr	€/Jahr	€/m³
2023	57	461	8,09
2024	73	529	7,25
2025	81	563	6,96

Mehrzweckraum

				CO_2-Emissionen		
Anschrift	Nikolausstraße 5					
		Heizmedium	Erdgas		Strom [t CO_2/Jahr]	Heizenergie [t CO_2/Jahr]
BGF in m²	NN	Warmwasserbereitung	zentral			
NGF in m²	100					
Gebäudekategorie:		Zählernummer Strom	33399317	2023	1,632	
Veranstaltungsgebäude		Zählernummer Wärme	NN	2024	1,709	
Baujahr	1970	Zählernummer Wasser	NN	2025	1,677	

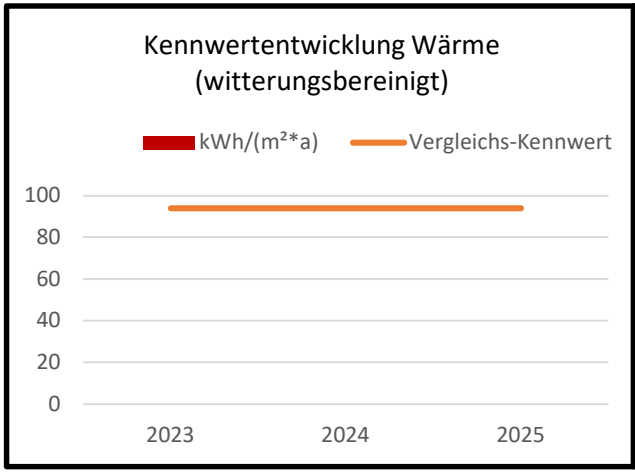

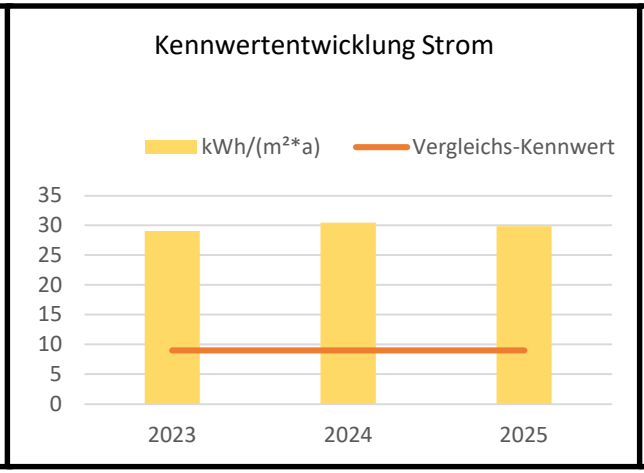

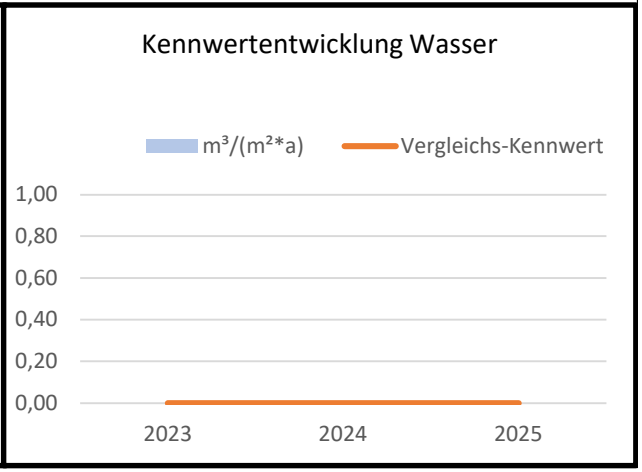

Jahr	kWh/(m²*a)	Vergleichs-Kennwert	Jahr	kWh/(m²*a)	Vergleichs-Kennwert	Jahr	m³/(m²*a)	Vergleichs-Kennwert
2023		94	2023	29	9	2023	0,00	0
2024		94	2024	30	9	2024	0,00	0
2025		94	2025	30	9	2025	0,00	0

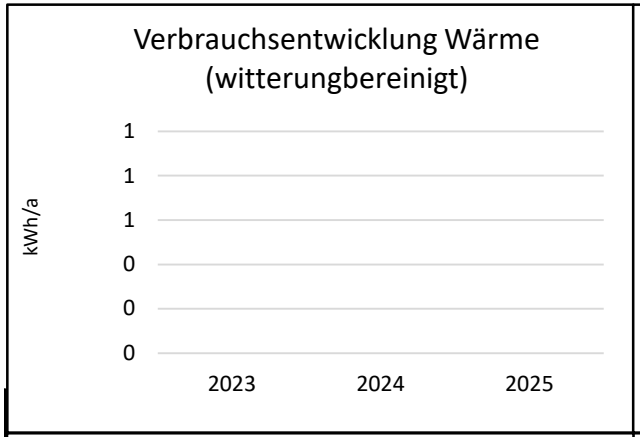

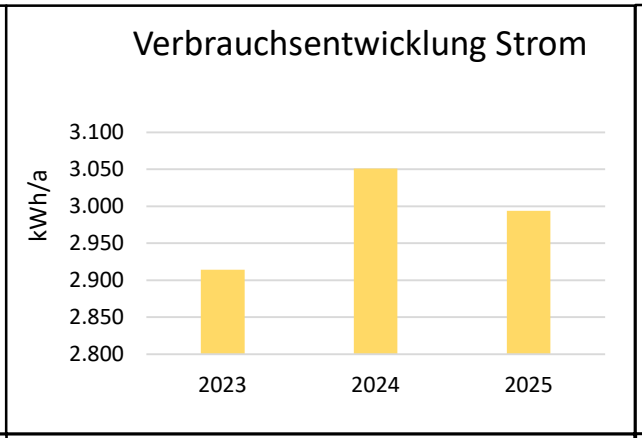



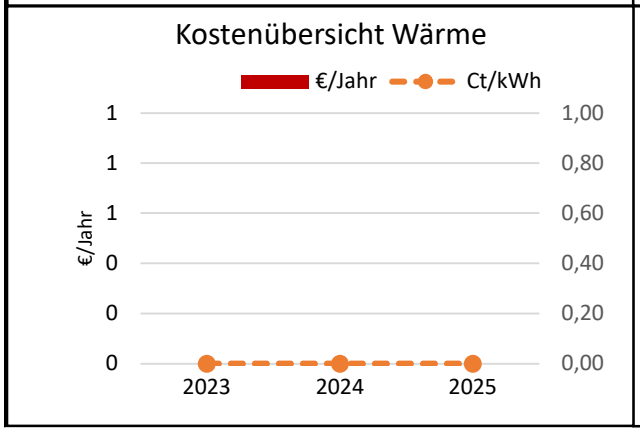

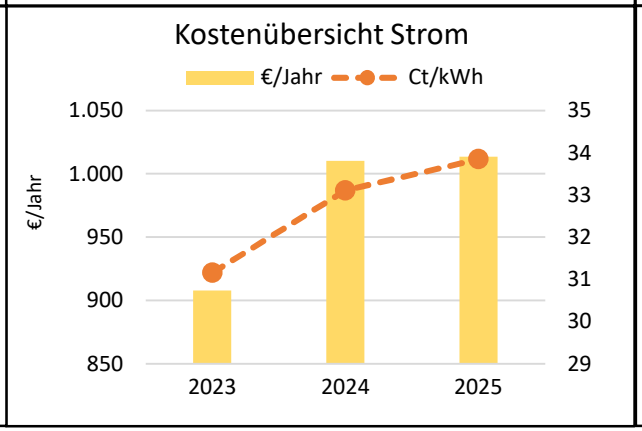

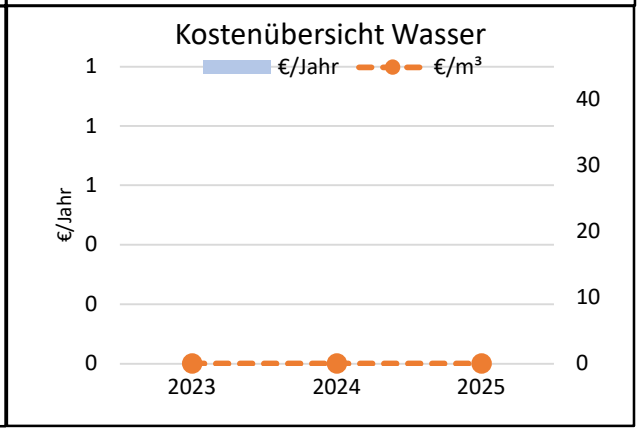

Jahr	kWh/a	€/Jahr	Ct/kWh
2023		NN	
2024		NN	
2025		NN	

Jahr	kWh/a	€/Jahr	Ct/kWh
2023	2.914	908	31,16
2024	3.051	1.010	33,11
2025	2.994	1.013	33,85

Jahr	m³/Jahr	€/Jahr	€/m³
2023	0	0	
2024	0	0	
2025	0	0	

Feuerwehr Barienrode

				CO_2-Emissionen		
Anschrift	Nikolausstraße 5					
		Heizmedium	Erdgas		Strom [t CO_2/Jahr]	Heizenergie [t CO_2/Jahr]
BGF in m²	NN	Warmwasserbereitung	zentral			
NGF in m²	49					
Gebäudekategorie:		Zählernummer Strom	NN	2023		
Feuerwehren		Zählernummer Wärme	NN	2024		
Baujahr	1970	Zählernummer Wasser	NN	2025		

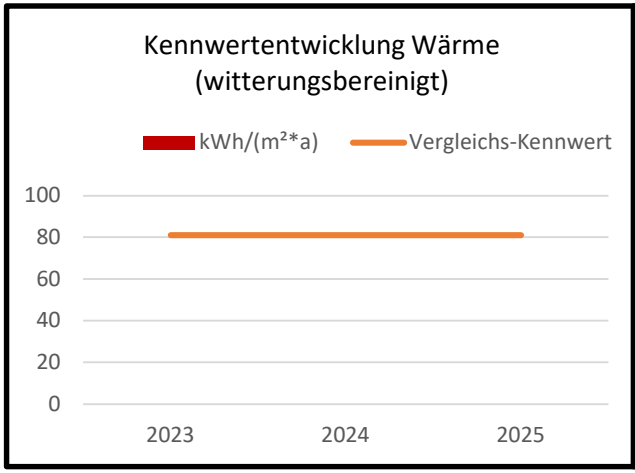

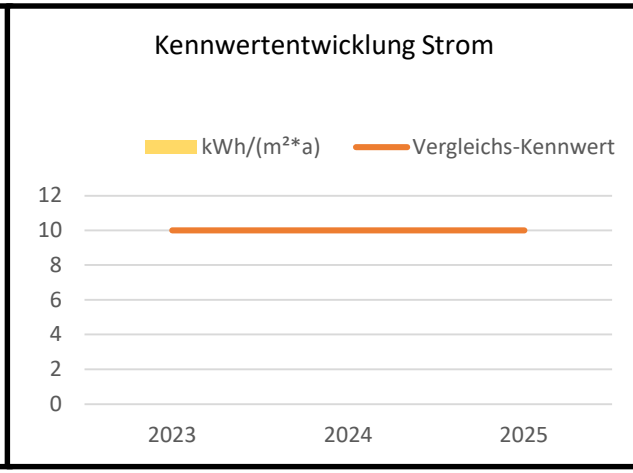

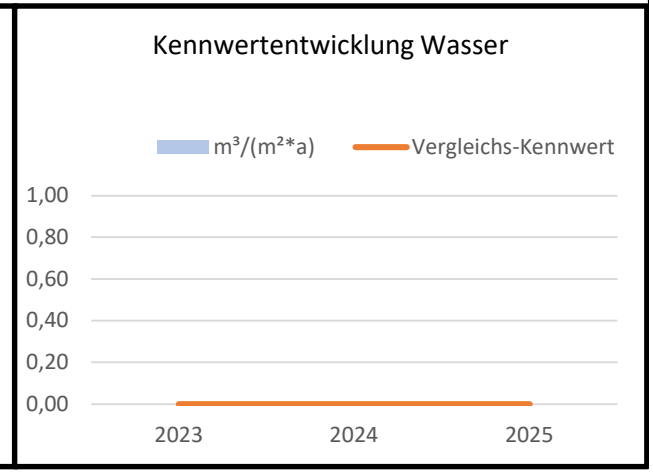

Jahr	kWh/(m²*a)	Vergleichs-Kennwert	Jahr	kWh/(m²*a)	Vergleichs-Kennwert	Jahr	m³/(m²*a)	Vergleichs-Kennwert
2023		81	2023	0	10	2023	0,00	0
2024		81	2024	0	10	2024	0,00	0
2025		81	2025	0	10	2025	0,00	0

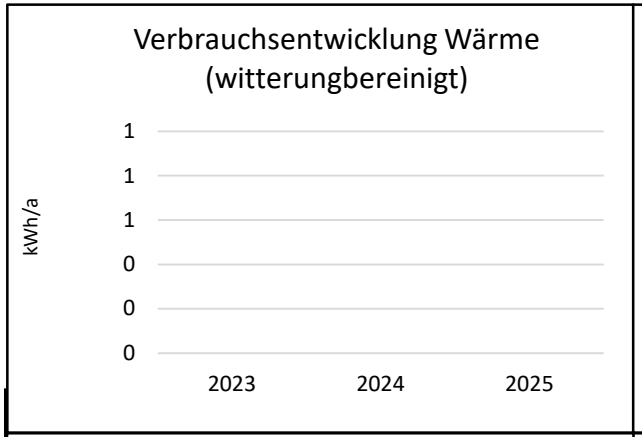

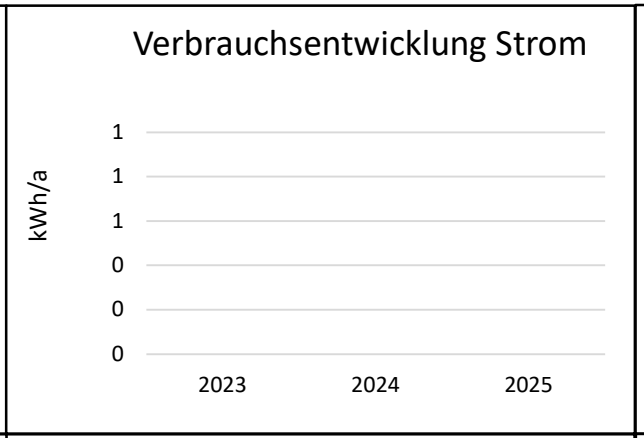



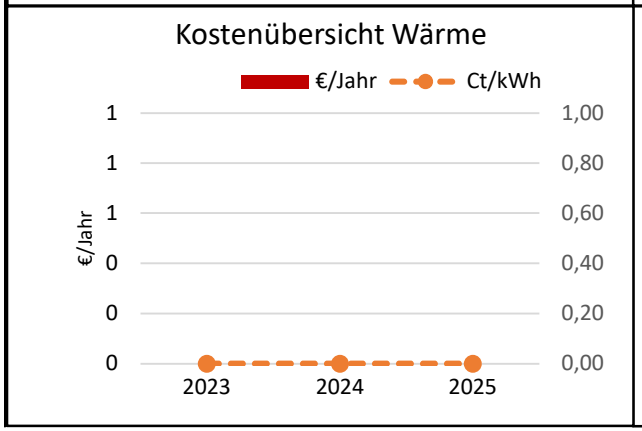

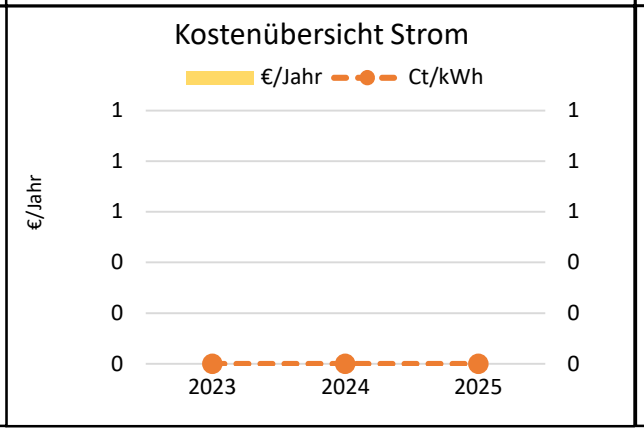

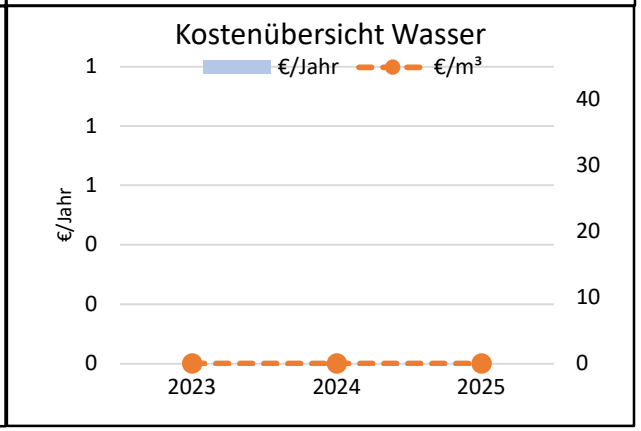

Jahr	kWh/a	€/Jahr	Ct/kWh
2023		NN	
2024		NN	
2025		NN	

Jahr	kWh/a	€/Jahr	Ct/kWh
2023	0	0	
2024	0	0	
2025	0	0	

Jahr	m³/Jahr	€/Jahr	€/m³
2023	0	0	
2024	0	0	
2025	0	0	

Grundschule Barienrode

Anschrift	Eichendorffstraße 1					
		Heizmedium	Erdgas			
BGF in m²	NN	Warmwasserbereitung	dezentral			
NGF in m²	441					
Gebäudekategorie:		Zählernummer Strom	1049110015157560			
Allgemeinbildende Schulen		Zählernummer Wärme	7ELS2539723745			
Baujahr	1960	Zählernummer Wasser	71672395			

CO_2-Emissionen

	Strom [t CO_2/Jahr]	Heizenergie [t CO_2/Jahr]
2023	1,947	7,734
2024	2,271	25,436
2025	2,769	12,397

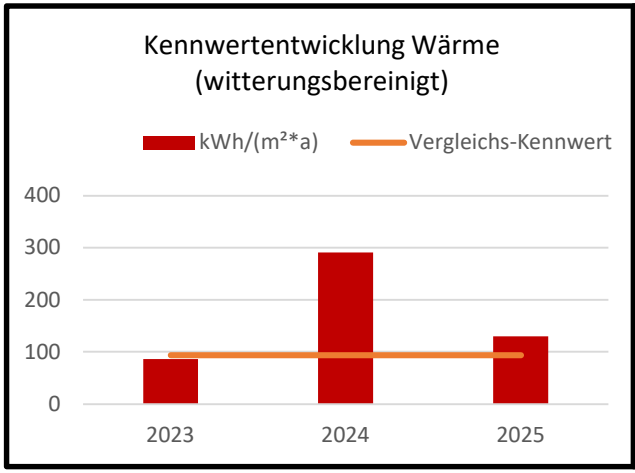

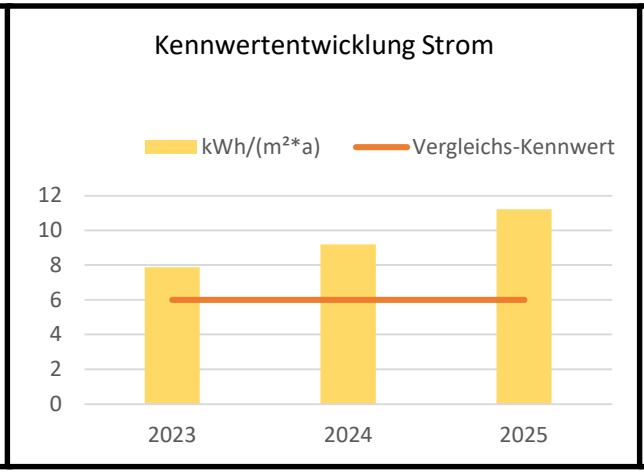

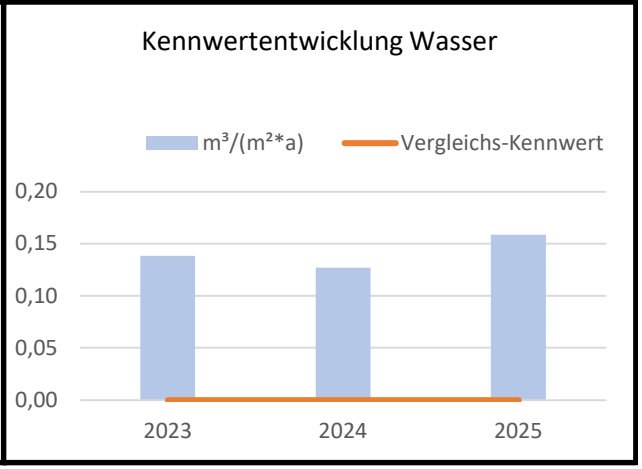

Jahr	kWh/(m²*a)	Vergleichs-Kennwert
2023	86	94
2024	291	94
2025	130	94

Jahr	kWh/(m²*a)	Vergleichs-Kennwert
2023	8	6
2024	9	6
2025	11	6

Jahr	m³/(m²*a)	Vergleichs-Kennwert
2023	0,14	0
2024	0,13	0
2025	0,16	0

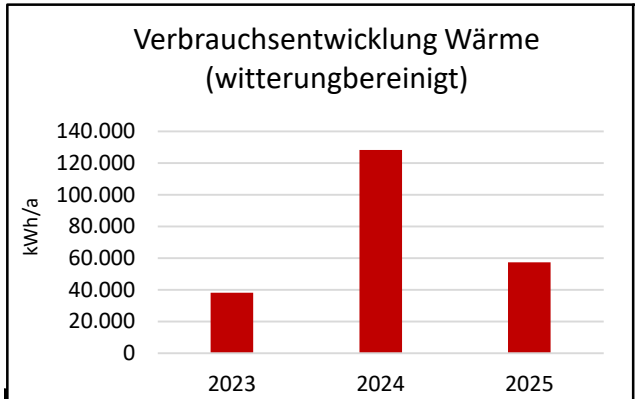

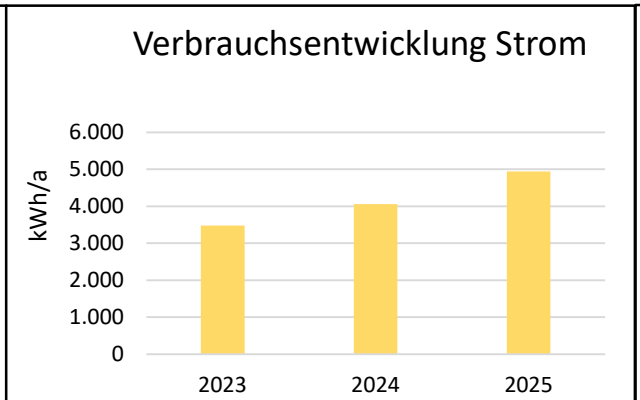

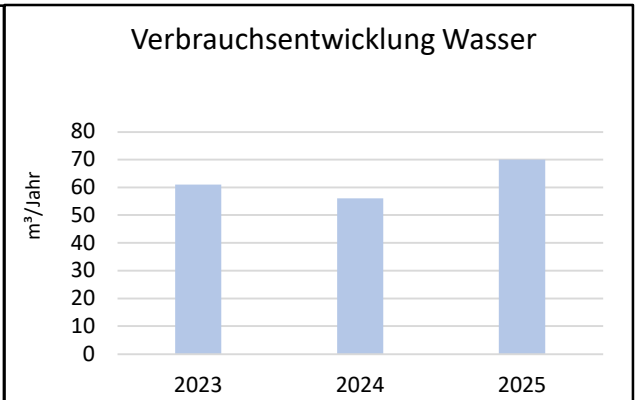

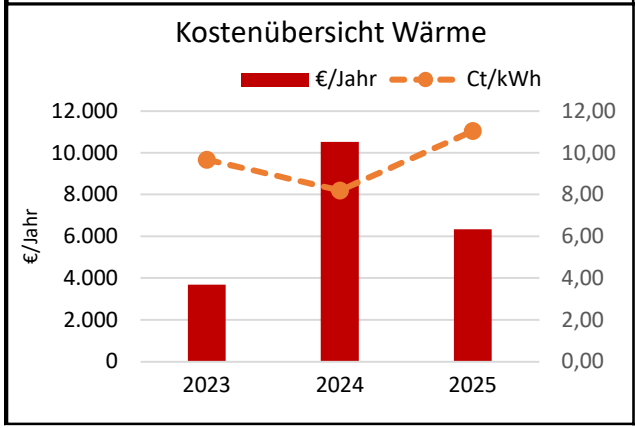

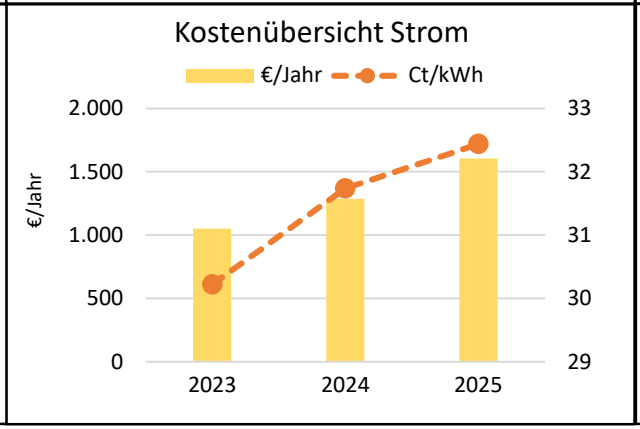

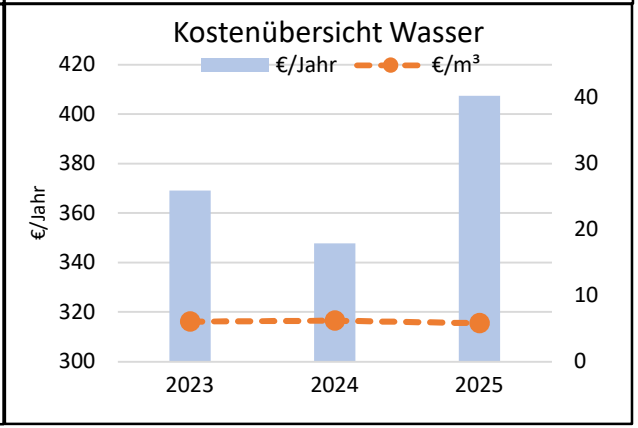

Jahr	kWh/a	€/Jahr	Ct/kWh
2023	38.027	3.680	9,68
2024	128.241	10.513	8,20
2025	57.337	6.335	11,05

Jahr	kWh/a	€/Jahr	Ct/kWh
2023	3.477	1.051	30,22
2024	4.055	1.287	31,74
2025	4.945	1.604	32,44

Jahr	m³/Jahr	€/Jahr	€/m³
2023	61	369	6,05
2024	56	348	6,21
2025	70	407	5,82

Grundschule Anbau

				CO_2-Emissionen		
Anschrift	Eichendorffstraße 1					
		Heizmedium	Erdgas		Strom [t CO_2/Jahr]	Heizenergie [t CO_2/Jahr]
BGF in m²	NN	Warmwasserbereitung	dezentral			
NGF in m²	173					
Gebäudekategorie:		Zählernummer Strom	1HLY0001005517	2023	1,319	24,675
Allgemeinbildende Schulen		Zählernummer Wärme	7ELS2534073608	2024	1,306	2,828
Baujahr	2009	Zählernummer Wasser	über Grundschule	2025	1,018	8,505

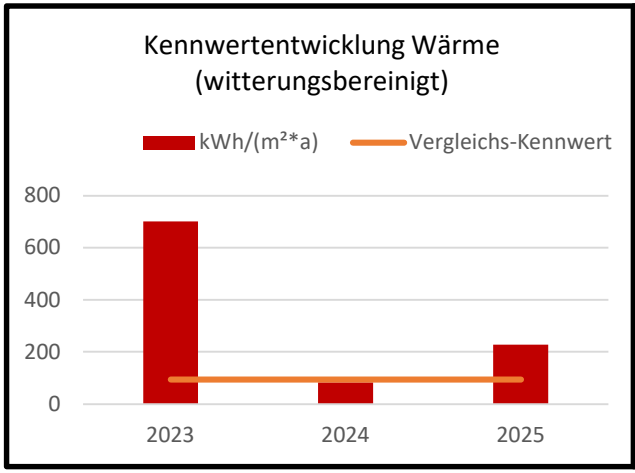

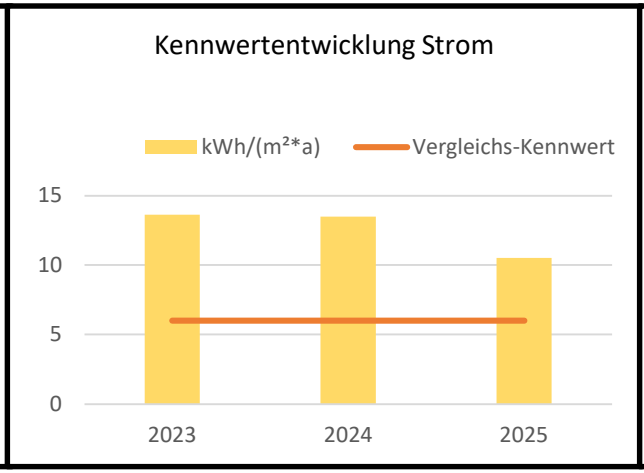

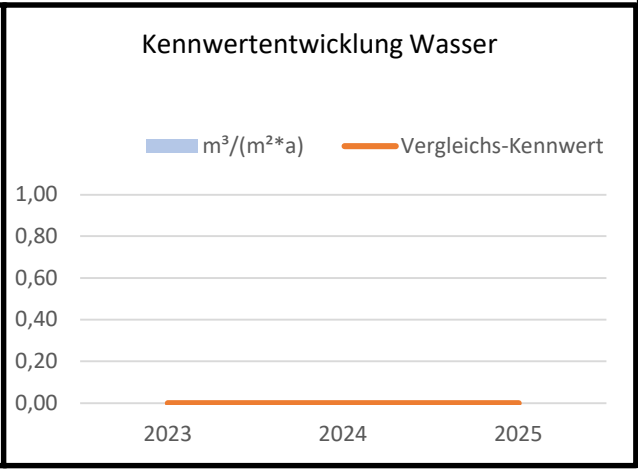

Jahr	kWh/(m²*a)	Vergleichs-Kennwert	Jahr	kWh/(m²*a)	Vergleichs-Kennwert	Jahr	m³/(m²*a)	Vergleichs-Kennwert
2023	701	94	2023	14	6	2023	0,00	0
2024	82	94	2024	13	6	2024	0,00	0
2025	227	94	2025	11	6	2025	0,00	0

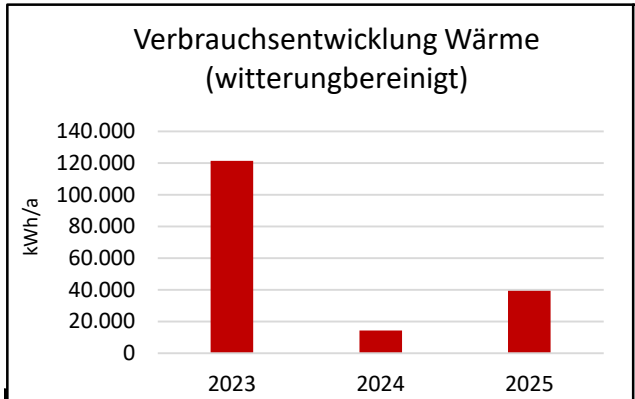

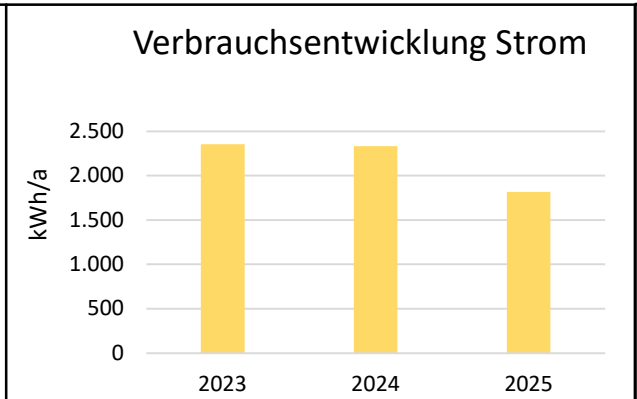



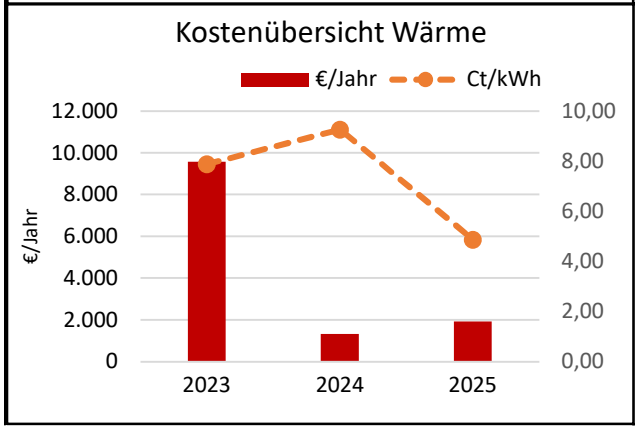

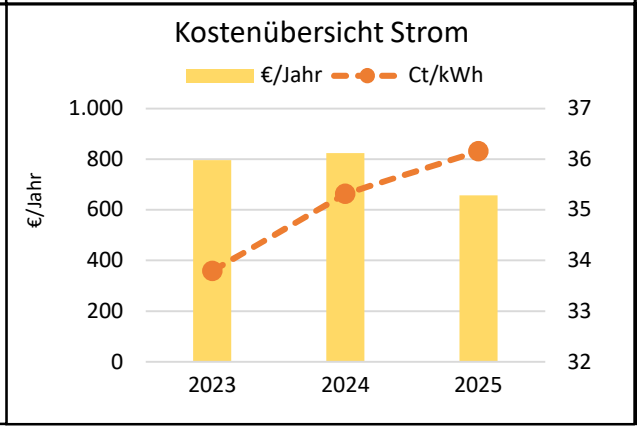

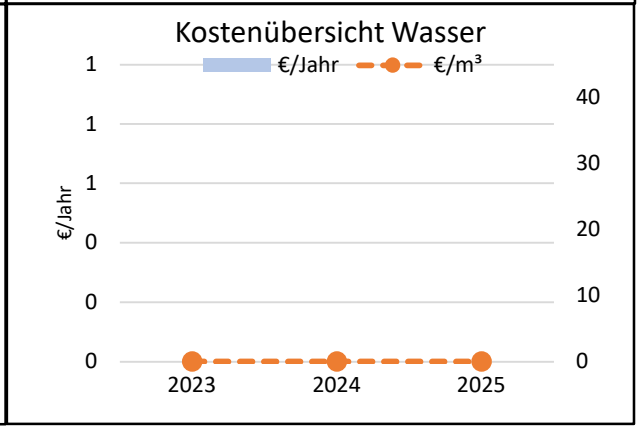

Jahr	kWh/a	€/Jahr	Ct/kWh
2023	121.321	9.564	7,88
2024	14.256	1.321	9,26
2025	39.335	1.916	4,87

Jahr	kWh/a	€/Jahr	Ct/kWh
2023	2.356	796	33,79
2024	2.333	824	35,31
2025	1.818	657	36,16

Jahr	m³/Jahr	€/Jahr	€/m³
2023	0	0	
2024	0	0	
2025	0	0	

Kindergarten

Anschrift	Am Sportplatz 1					
		Heizmedium	Erdgas			
BGF in m²	NN	Warmwasserbereitung	zentral			
NGF in m²	233					
Gebäudekategorie:		Zählernummer Strom	33157887			
Kinderbetreuungseinrichtungen		Zählernummer Wärme	7ELS2531312163			
Baujahr	1975	Zählernummer Wasser	71672397			

CO_2-Emissionen

	Strom [t CO_2/Jahr]	Heizenergie [t CO_2/Jahr]
2023	3,477	5,457
2024	3,202	6,674
2025	3,318	9,203

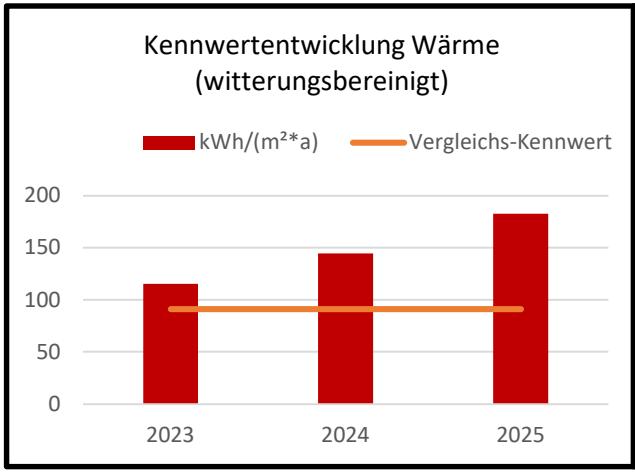

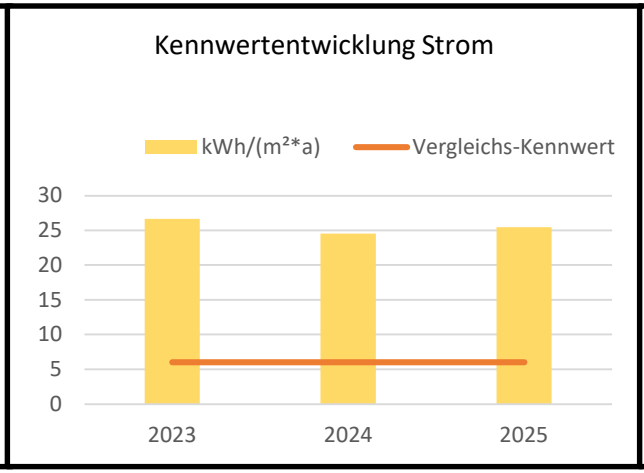

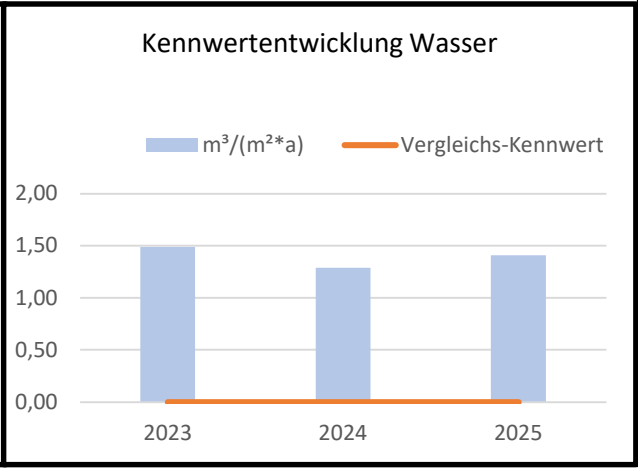

Jahr	kWh/(m²*a)	Vergleichs-Kennwert
2023	115	91
2024	144	91
2025	183	91

Jahr	kWh/(m²*a)	Vergleichs-Kennwert
2023	27	6
2024	25	6
2025	25	6

Jahr	m³/(m²*a)	Vergleichs-Kennwert
2023	1,49	0
2024	1,29	0
2025	1,41	0

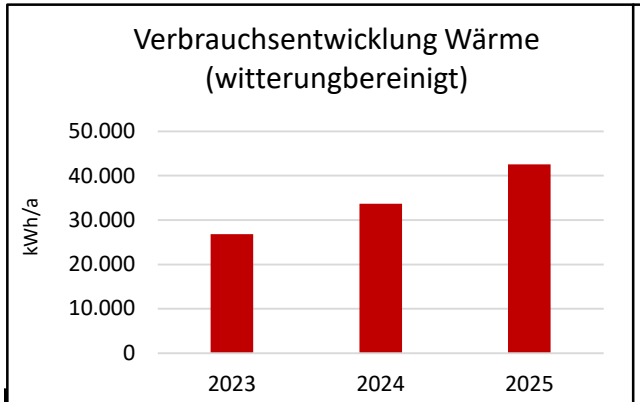

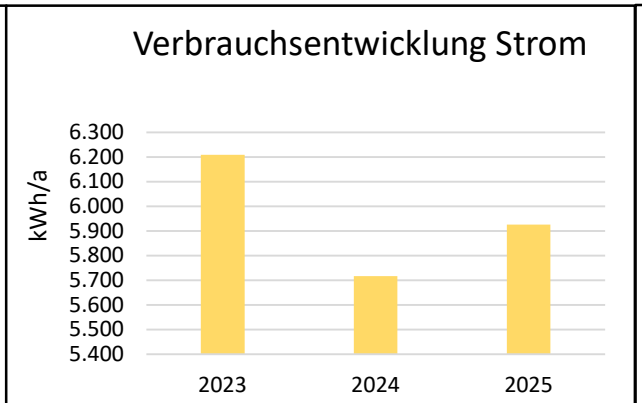

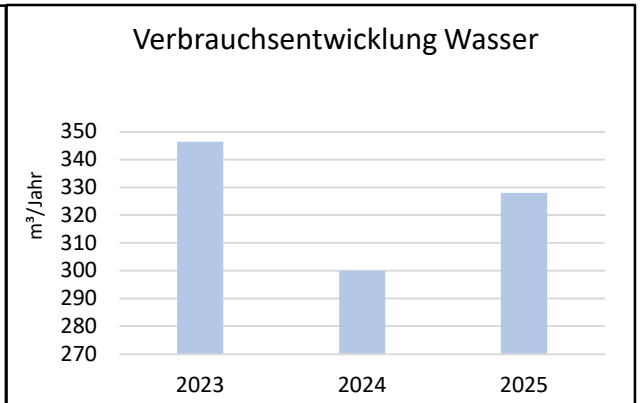

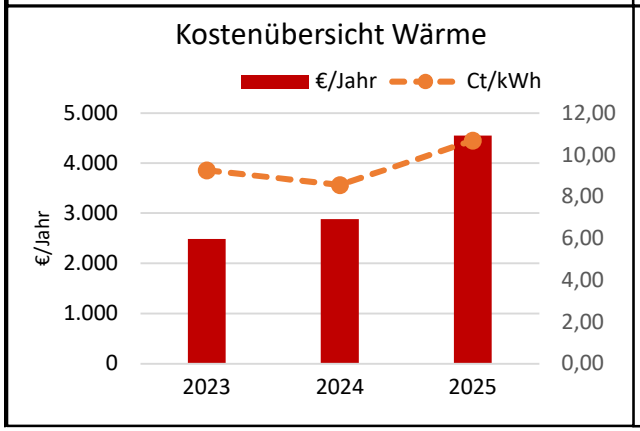

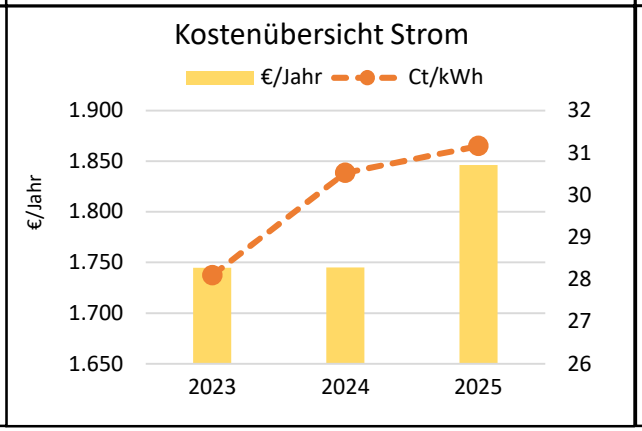

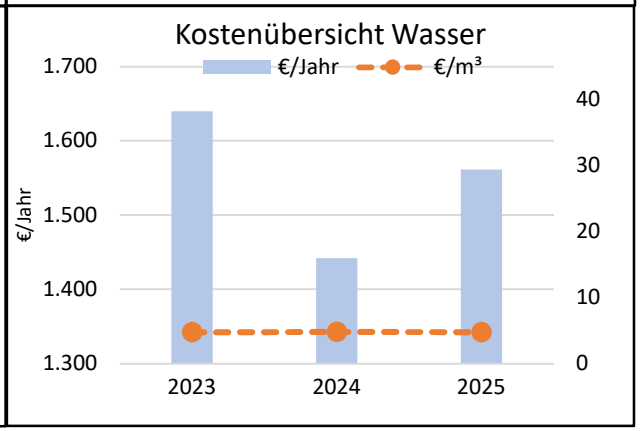

Jahr	kWh/a	€/Jahr	Ct/kWh
2023	26.833	2.485	9,26
2024	33.646	2.879	8,56
2025	42.564	4.551	10,69

Jahr	kWh/a	€/Jahr	Ct/kWh
2023	6.209	1.745	28,10
2024	5.717	1.745	30,53
2025	5.925	1.846	31,16

Jahr	m³/Jahr	€/Jahr	€/m³
2023	347	1.640	4,73
2024	300	1.442	4,81
2025	328	1.561	4,76

Clubhaus Barienrode

Anschrift	Am Sportplatz 1					
		Heizmedium	Erdgas		Strom [t CO_2/Jahr]	Heizenergie [t CO_2/Jahr]
BGF in m²	NN	Warmwasserbereitung	über Kindergarten			
NGF in m²	229					
Gebäudekategorie:		Zählernummer Strom	1EFR2575005534	2023		5,457
Gaststätten		Zählernummer Wärme	über Kindergarten	2024		6,674
Baujahr	1975	Zählernummer Wasser	über Kindergarten	2025		9,203

CO_2-Emissionen

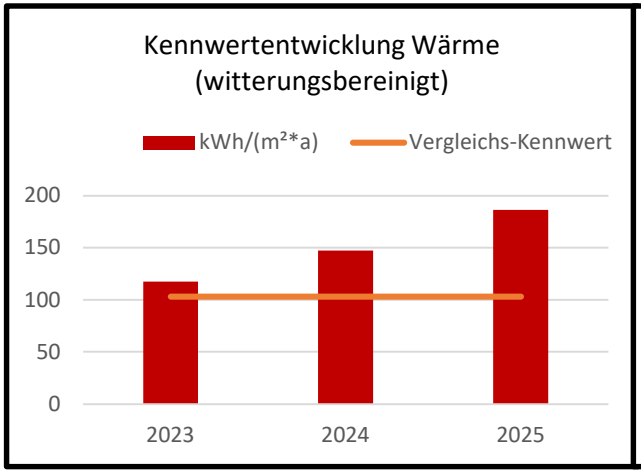

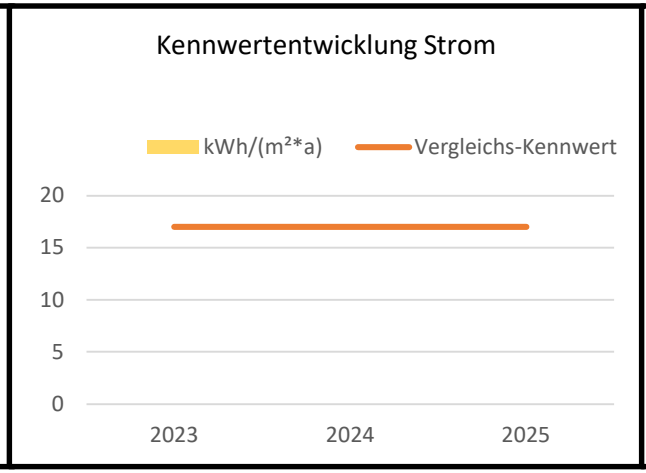

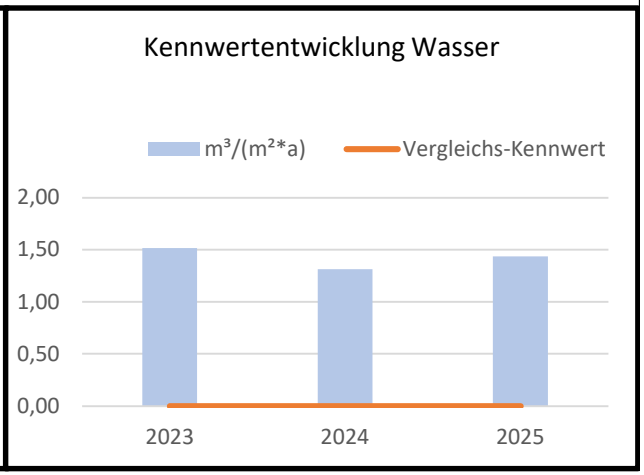

Jahr	kWh/(m²*a)	Vergleichs-Kennwert	Jahr	kWh/(m²*a)	Vergleichs-Kennwert	Jahr	m³/(m²*a)	Vergleichs-Kennwert
2023	117	103	2023	0	17	2023	1,52	0
2024	147	103	2024	0	17	2024	1,31	0
2025	186	103	2025	0	17	2025	1,43	0

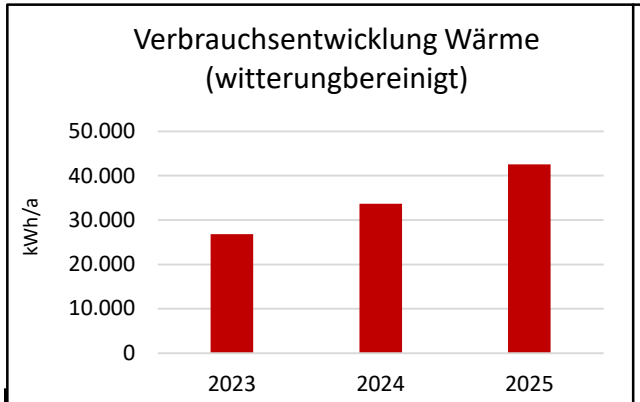

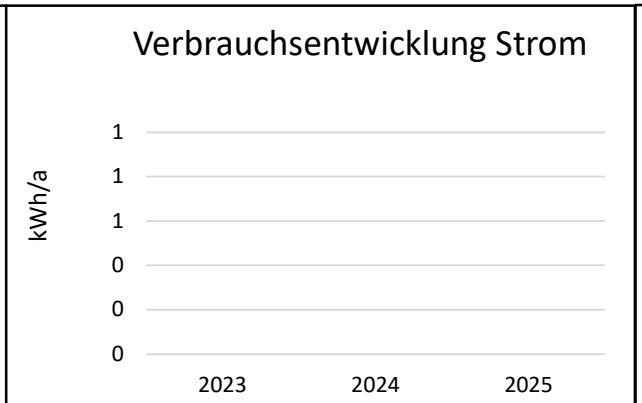

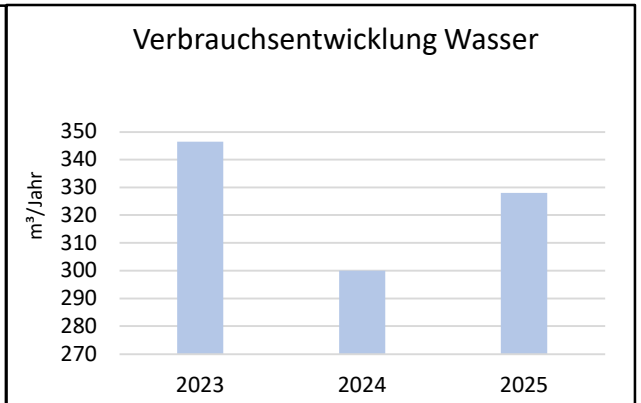

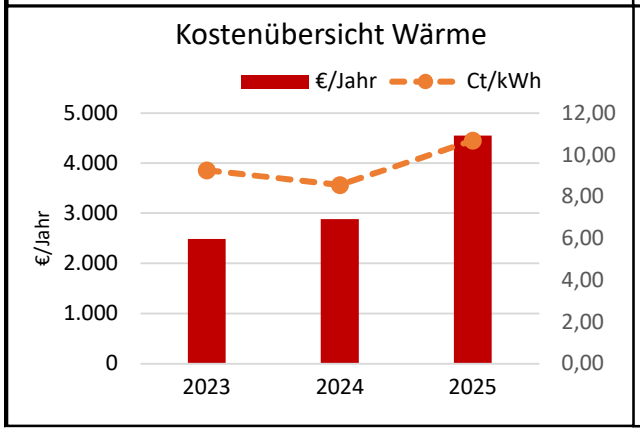

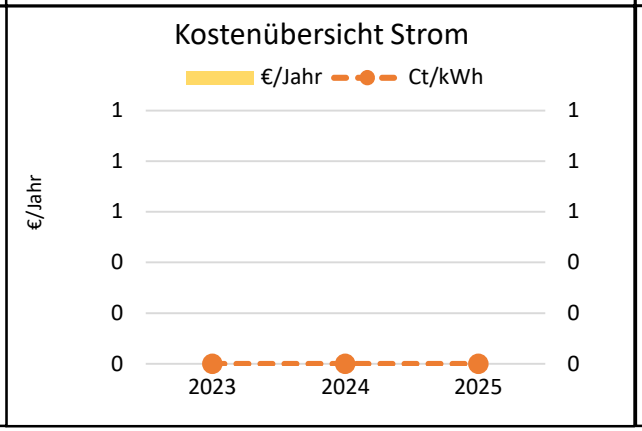

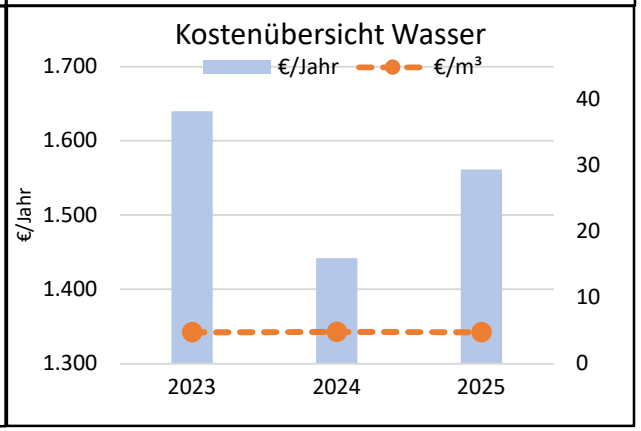

Jahr	kWh/a	€/Jahr	Ct/kWh
2023	26.833	2.485	9,26
2024	33.646	2.879	8,56
2025	42.564	4.551	10,69

Jahr	kWh/a	€/Jahr	Ct/kWh
2023	0	0	
2024	0	0	
2025	0	0	

Jahr	m³/Jahr	€/Jahr	€/m³
2023	347	1.640	4,73
2024	300	1.442	4,81
2025	328	1.561	4,76

Trauerhalle

Anschrift	Eichstraße 0					
		Heizmedium	NN		Strom [t CO_2/Jahr]	Heizenergie [t CO_2/Jahr]
BGF in m²	NN	Warmwasserbereitung	dezentral			
NGF in m²	96					
Gebäudekategorie:		Zählernummer Strom	1LOG0065283311	2023	3,778	
Aussegnungshallen		Zählernummer Wärme	NN	2024	1,191	
Baujahr	1967	Zählernummer Wasser	57662358	2025	3,963	

CO_2-Emissionen

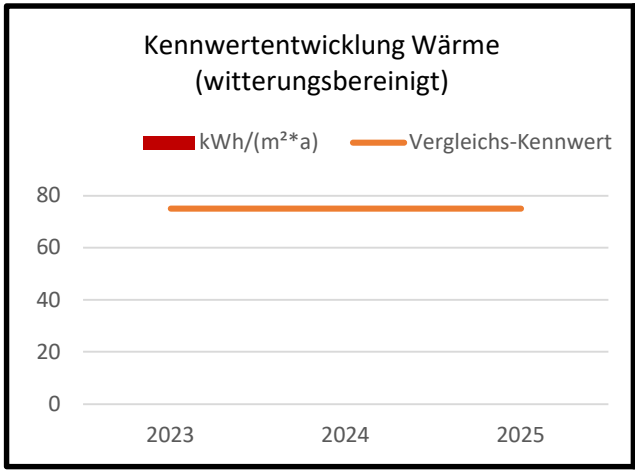

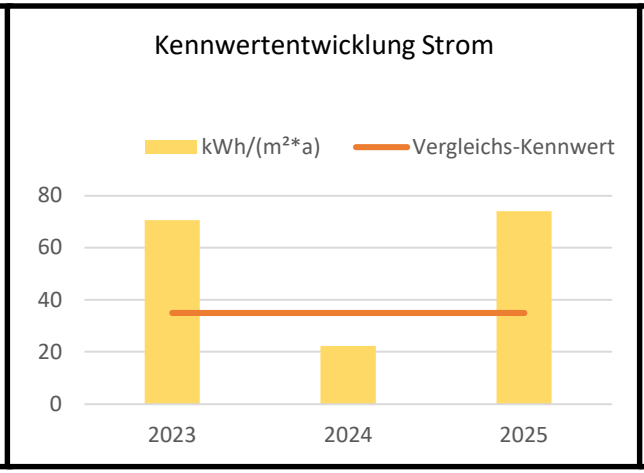

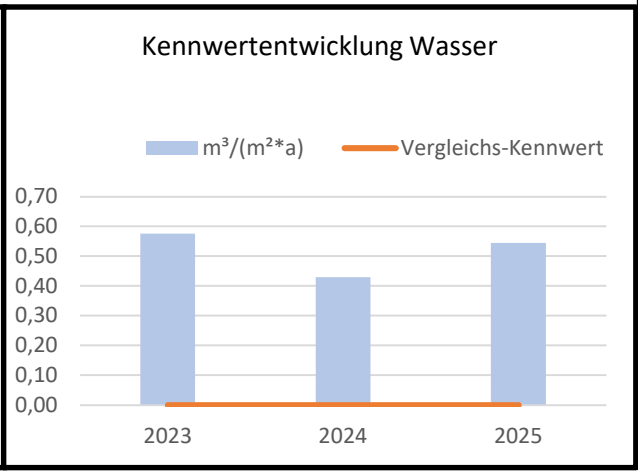

Jahr	kWh/(m²*a)	Vergleichs-Kennwert	Jahr	kWh/(m²*a)	Vergleichs-Kennwert	Jahr	m³/(m²*a)	Vergleichs-Kennwert
2023		75	2023	71	35	2023	0,58	0
2024		75	2024	22	35	2024	0,43	0
2025		75	2025	74	35	2025	0,54	0

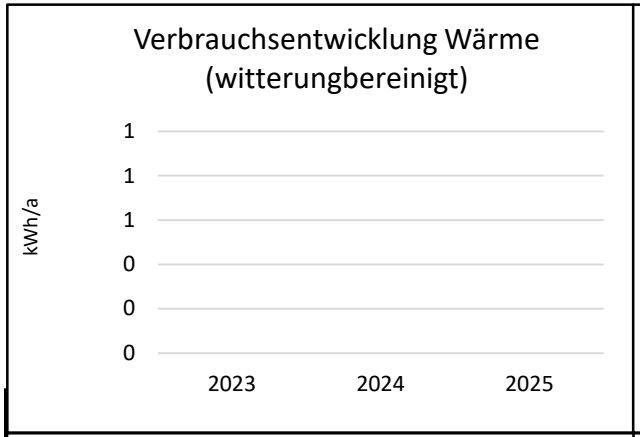

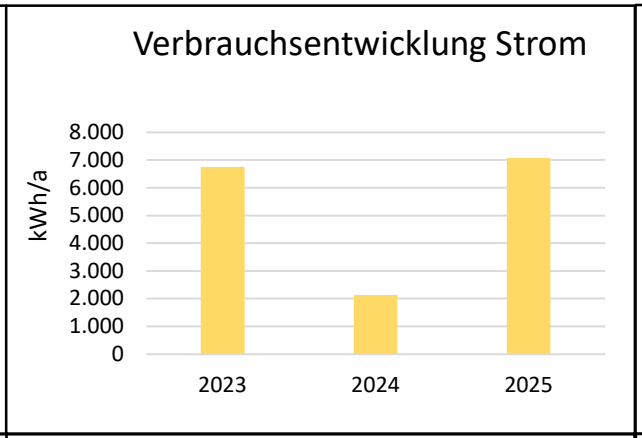

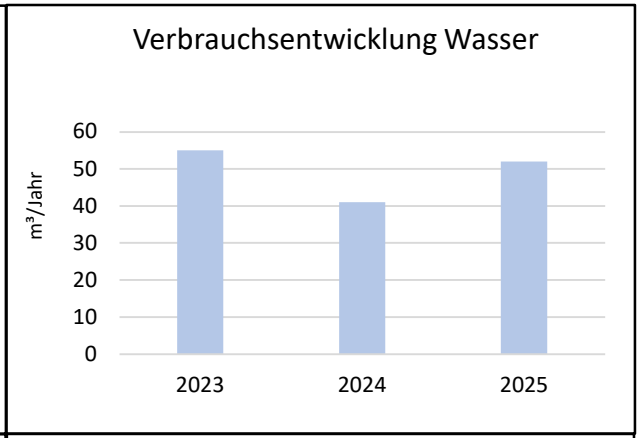

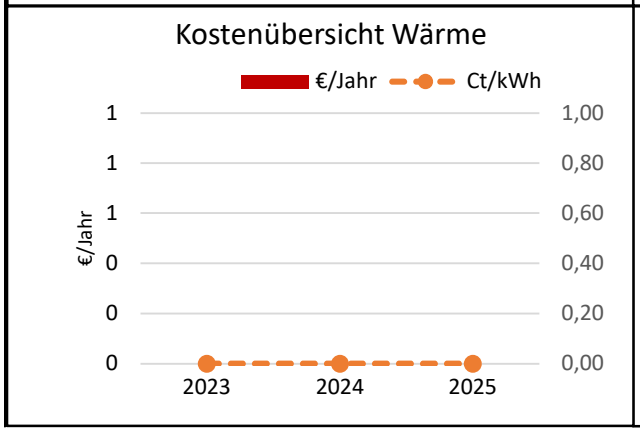

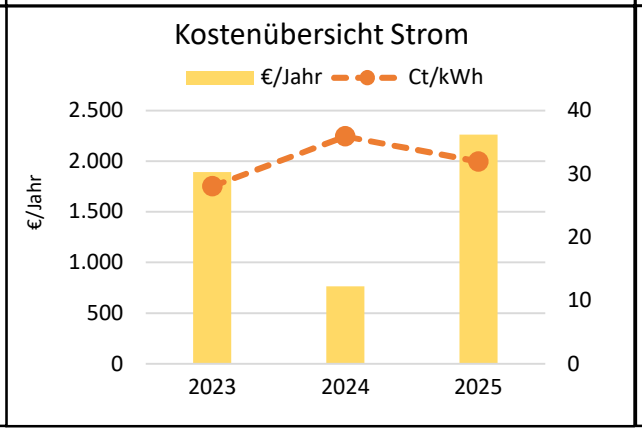

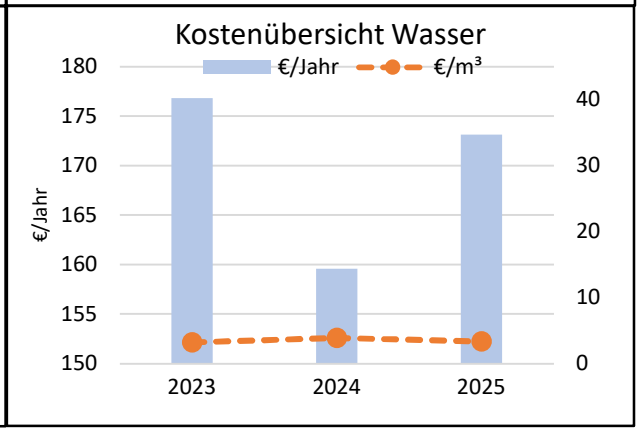

Jahr	kWh/a	€/Jahr	Ct/kWh	Jahr	kWh/a	€/Jahr	Ct/kWh	Jahr	m³/Jahr	€/Jahr	€/m³
2023		NN		2023	6.746	1.891	28,03	2023	55	177	3,21
2024		NN		2024	2.127	764	35,92	2024	41	160	3,89
2025		NN		2025	7.076	2.261	31,95	2025	52	173	3,33

Haus der Vereine Söhre

Anschrift	Im Bendlah 1		
BGF in m²	NN	Heizmedium	Erdgas
NGF in m²	136	Warmwasserbereitung	dezentral
Gebäudekategorie:		Zählernummer Strom	1HLY0200678414
Gemeinschaftshäuser		Zählernummer Wärme	7002090023847485
Baujahr	1977	Zählernummer Wasser	66236920

CO_2-Emissionen

	Strom [t CO_2/Jahr]	Heizenergie [t CO_2/Jahr]
2023	0,416	2,037
2024	0,321	1,958
2025	0,310	4,617

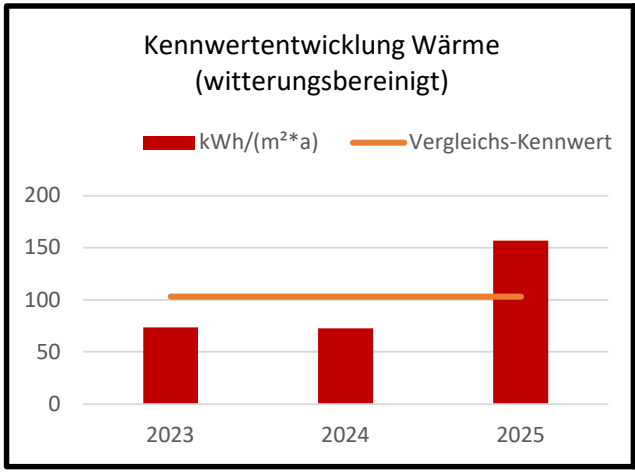

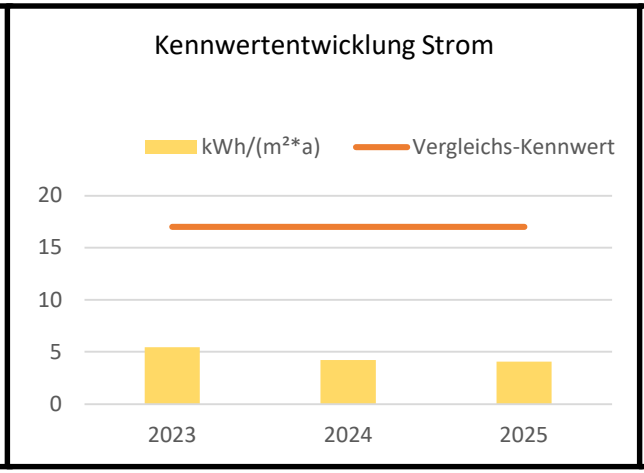

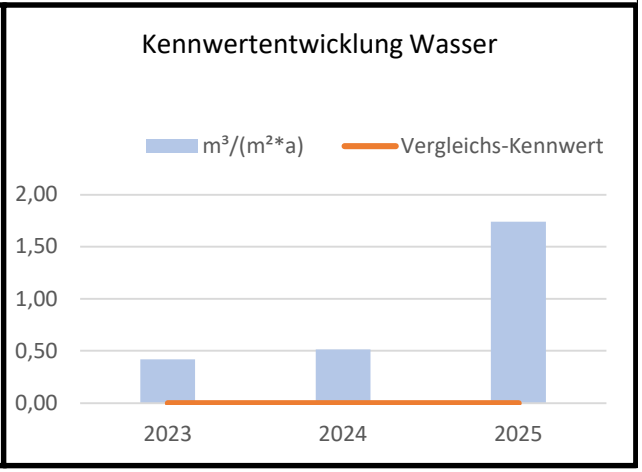

Jahr	kWh/(m²*a)	Vergleichs-Kennwert
2023	73	103
2024	72	103
2025	157	103

Jahr	kWh/(m²*a)	Vergleichs-Kennwert
2023	5	17
2024	4	17
2025	4	17

Jahr	m³/(m²*a)	Vergleichs-Kennwert
2023	0,42	0
2024	0,51	0
2025	1,74	0

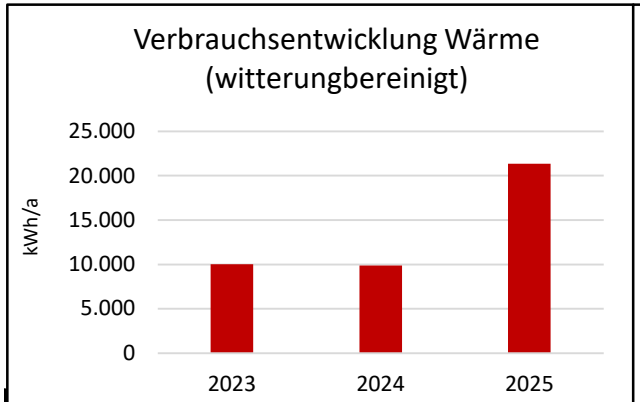

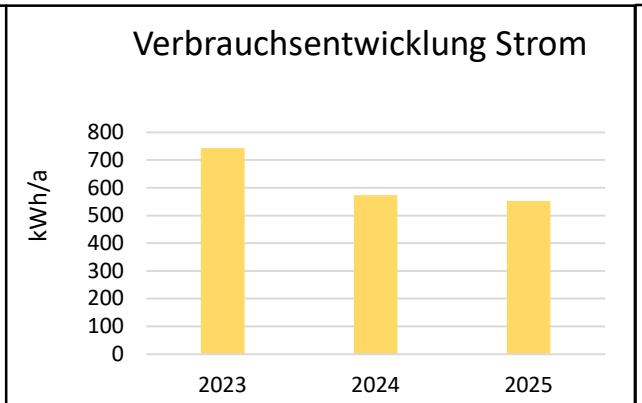

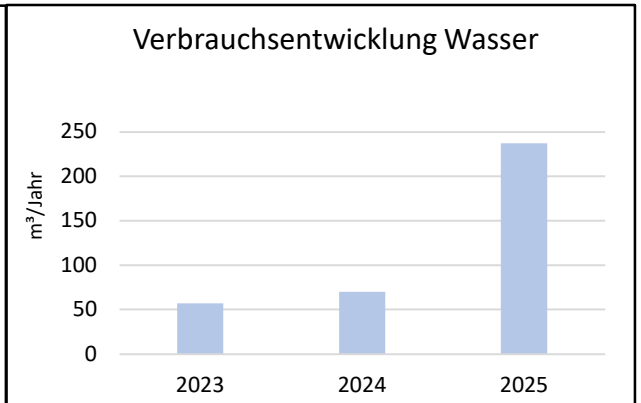

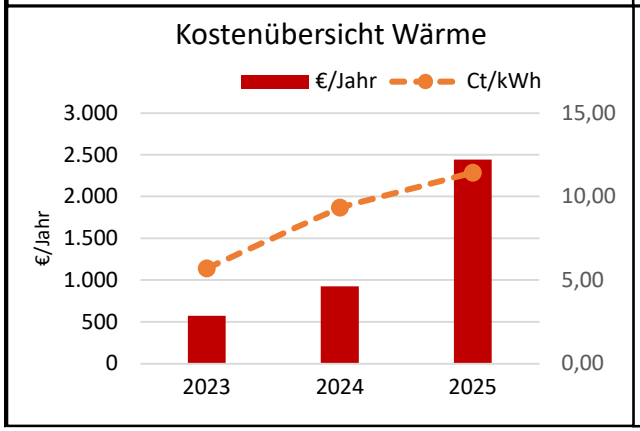

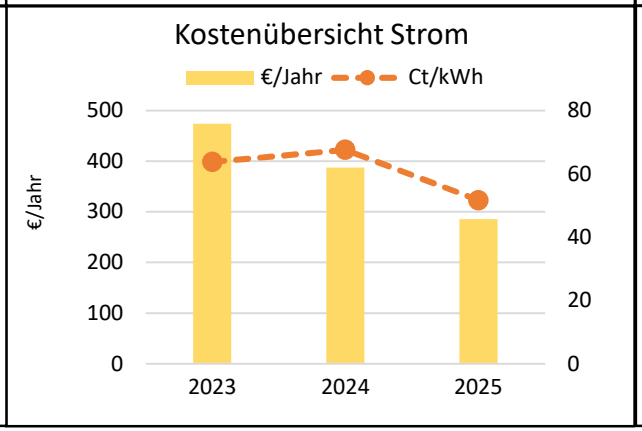

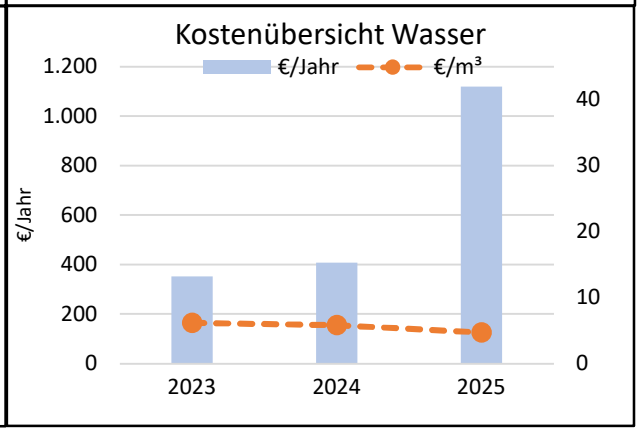

Jahr	kWh/a	€/Jahr	Ct/kWh
2023	10.015	572	5,71
2024	9.872	923	9,34
2025	21.354	2.443	11,44

Jahr	kWh/a	€/Jahr	Ct/kWh
2023	743	474	63,75
2024	573	387	67,58
2025	553	286	51,68

Jahr	m³/Jahr	€/Jahr	€/m³
2023	57	352	6,18
2024	70	407	5,82
2025	237	1.119	4,72

Grundschule Söhre

Anschrift	Schulplatz 2					
		Heizmedium	Erdgas		Strom [t CO_2/Jahr]	Heizenergie [t CO_2/Jahr]
BGF in m²	NN	Warmwasserbereitung	Zentral			
NGF in m²	648					
Gebäudekategorie:		Zählernummer Strom	34605332	2023	2,790	21,369
Allgemeinbildende Schulen		Zählernummer Wärme	7ELS2533560010	2024	3,975	12,857
Baujahr	1960	Zählernummer Wasser	66236823	2025	3,576	19,950

CO_2-Emissionen

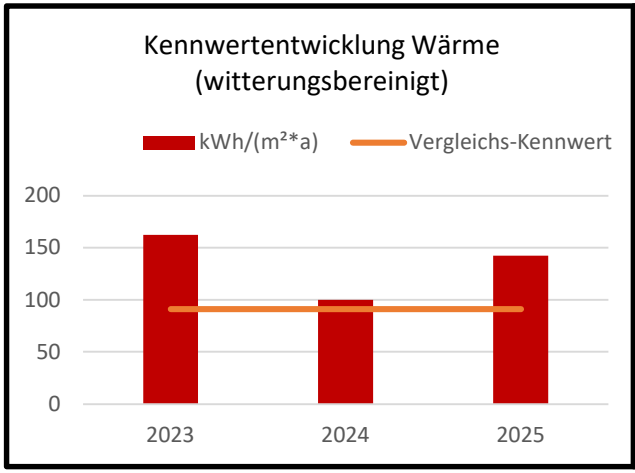

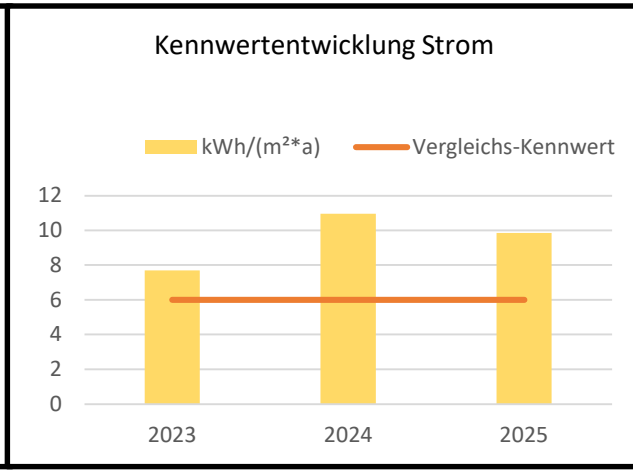

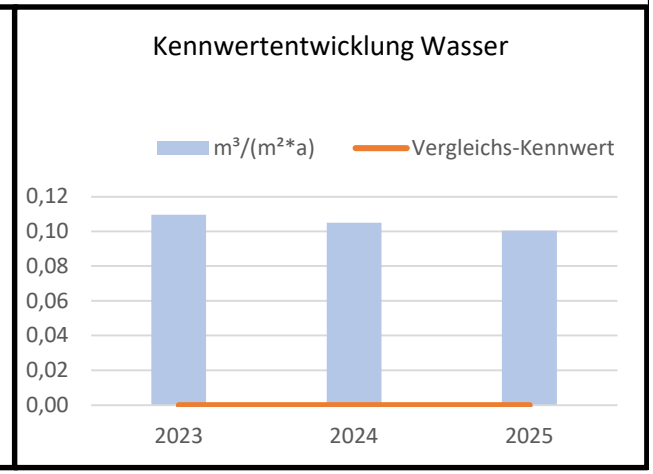

Jahr	kWh/(m²*a)	Vergleichs-Kennwert	Jahr	kWh/(m²*a)	Vergleichs-Kennwert	Jahr	m³/(m²*a)	Vergleichs-Kennwert
2023	162	91	2023	8	6	2023	0,11	0
2024	100	91	2024	11	6	2024	0,10	0
2025	142	91	2025	10	6	2025	0,10	0

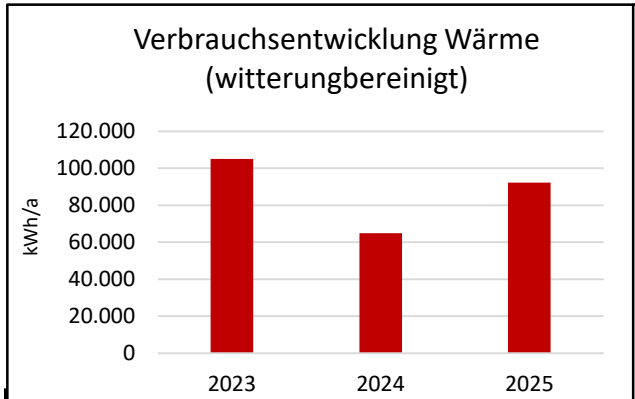

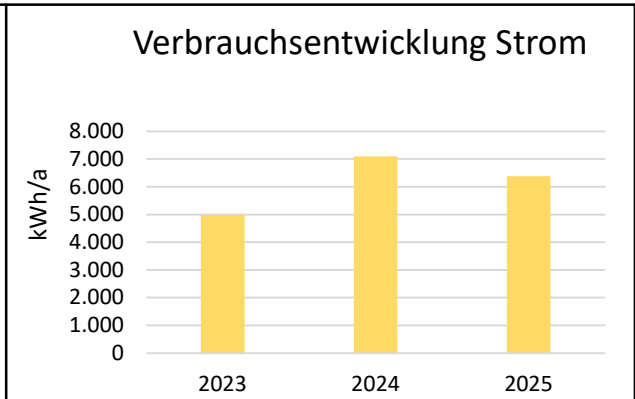

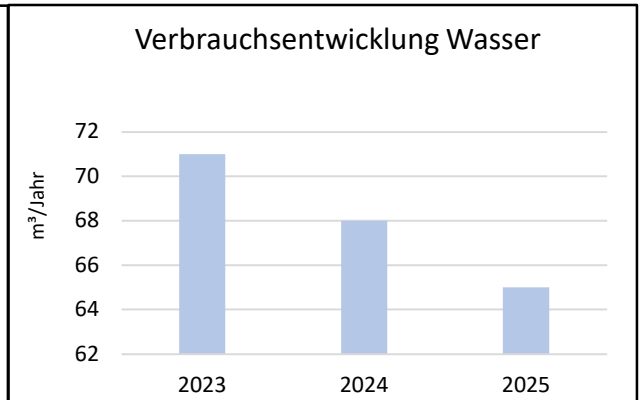

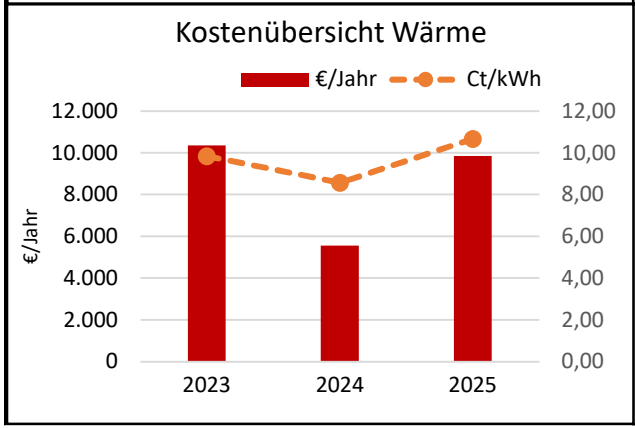

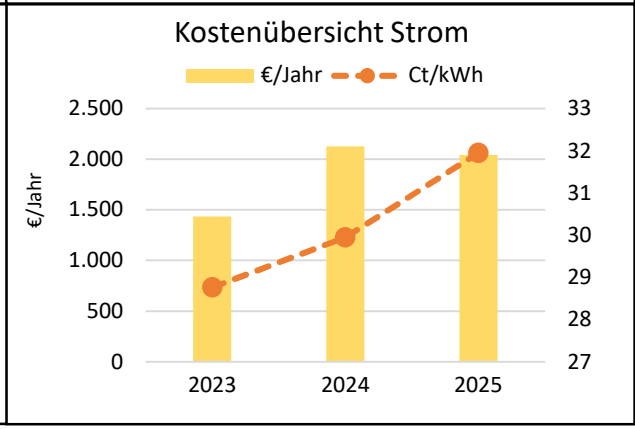

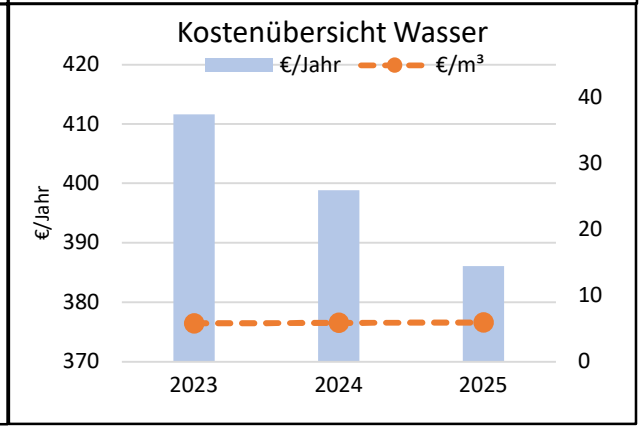

Jahr	kWh/a	€/Jahr	Ct/kWh
2023	105.065	10.342	9,84
2024	64.818	5.554	8,57
2025	92.267	9.845	10,67

Jahr	kWh/a	€/Jahr	Ct/kWh
2023	4.983	1.433	28,76
2024	7.099	2.126	29,95
2025	6.386	2.041	31,95

Jahr	m³/Jahr	€/Jahr	€/m³
2023	71	412	5,80
2024	68	399	5,87
2025	65	386	5,94

FW Söhre Mühlenbergring

Anschrift	Mühlenbergring 41					
		Heizmedium	Strom		Strom [t CO_2/Jahr]	Heizenergie [t CO_2/Jahr]
BGF in m²	NN	Warmwasserbereitung	zentral			
NGF in m²	123					
Gebäudekategorie:		Zählernummer Strom	1ISK0087185967	2023		
Feuerwehren		Zählernummer Wärme	0	2024		
Baujahr	2025	Zählernummer Wasser	71757699	2025	6,328	0,000

CO_2-Emissionen

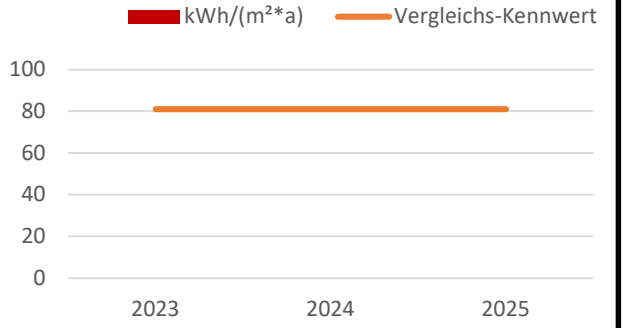

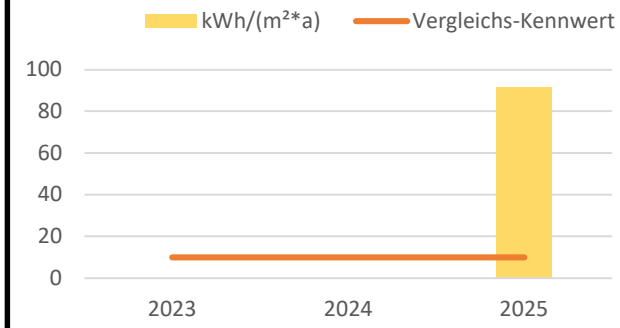

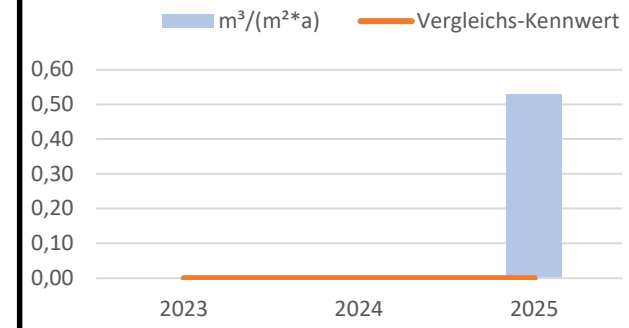

Jahr	kWh/(m²*a)	Vergleichs-Kennwert	Jahr	kWh/(m²*a)	Vergleichs-Kennwert	Jahr	m³/(m²*a)	Vergleichs-Kennwert
2023		81	2023		10	2023	0,00	0
2024		81	2024		10	2024	0,00	0
2025	0	81	2025	92	10	2025	0,53	0

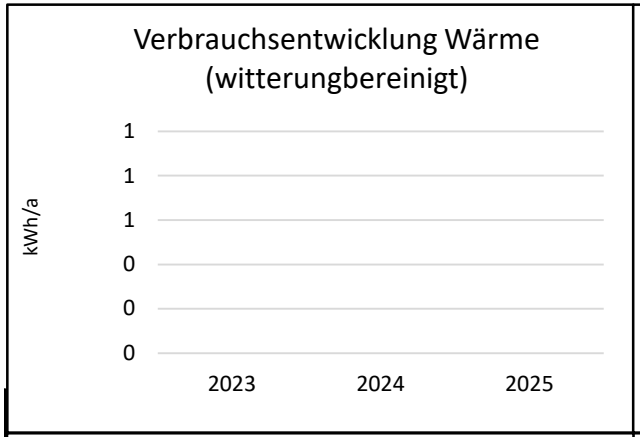

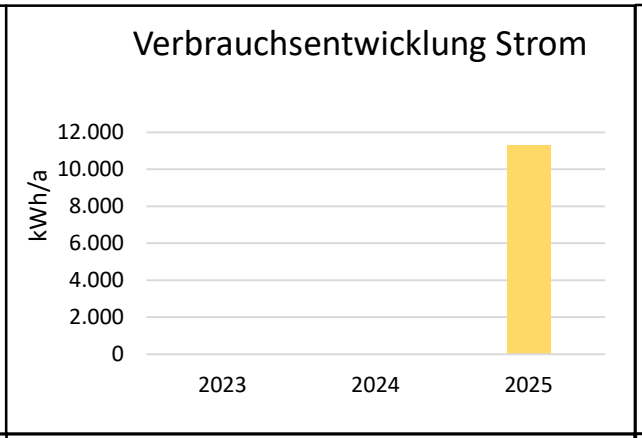

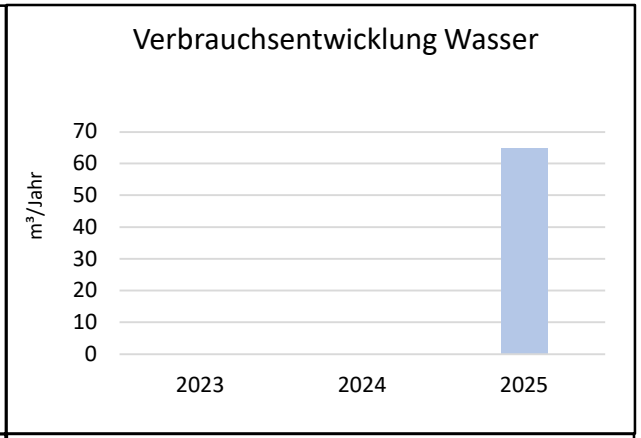

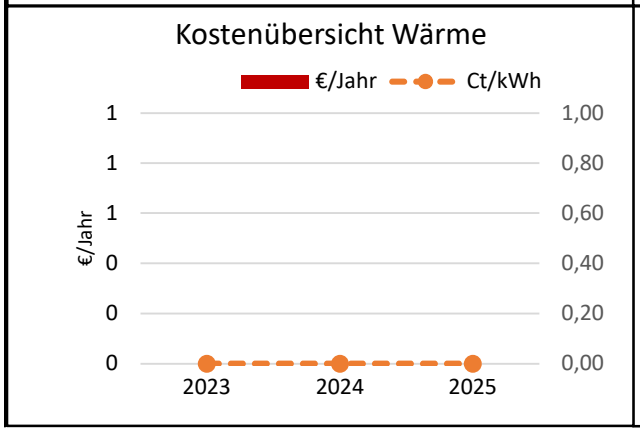

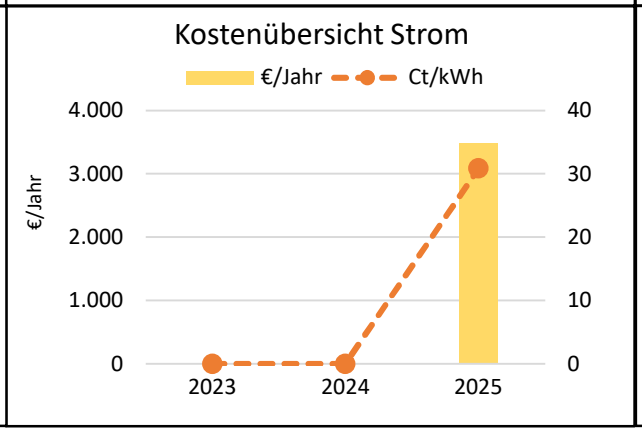

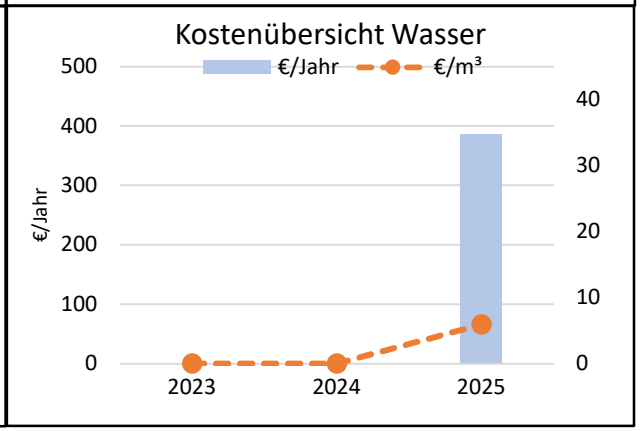

Jahr	kWh/a	€/Jahr	Ct/kWh
2023			
2024			
2025	0	0	

Jahr	kWh/a	€/Jahr	Ct/kWh
2023			
2024			
2025	11.300	3.488	30,87

Jahr	m³/Jahr	€/Jahr	€/m³
2023			
2024			
2025	65	386	5,94

Kindergarten Hauptgebäude

Anschrift	Hinter dem Dorfe 4					
		Heizmedium	Erdgas		Strom [t CO_2/Jahr]	Heizenergie [t CO_2/Jahr]
BGF in m²	NN	Warmwasserbereitung	zentral			
NGF in m²	375					
Gebäudekategorie:		Zählernummer Strom	1ISK0084554744	2023	4,832	8,253
Kinderbetreuungseinrichtungen		Zählernummer Wärme	7002090023847491	2024	4,624	6,567
Baujahr	1900	Zählernummer Wasser	NN	2025	4,317	8,505

CO_2-Emissionen

Kennwertentwicklung Wärme (witterungsbereinigt)

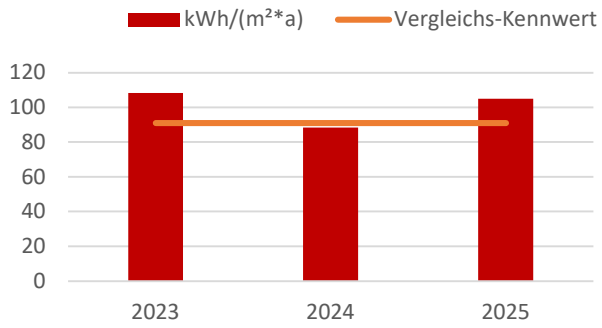

Kennwertentwicklung Strom

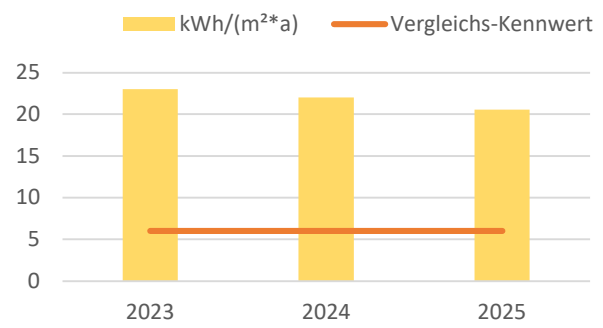

Kennwertentwicklung Wasser

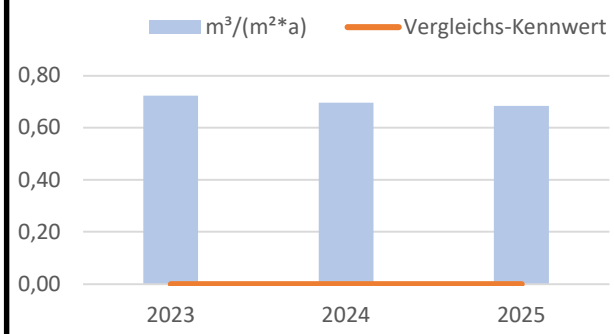

Jahr	kWh/(m²*a)	Vergleichs-Kennwert	Jahr	kWh/(m²*a)	Vergleichs-Kennwert	Jahr	m³/(m²*a)	Vergleichs-Kennwert
2023	108	91	2023	23	6	2023	0,72	0
2024	88	91	2024	22	6	2024	0,70	0
2025	105	91	2025	21	6	2025	0,68	0

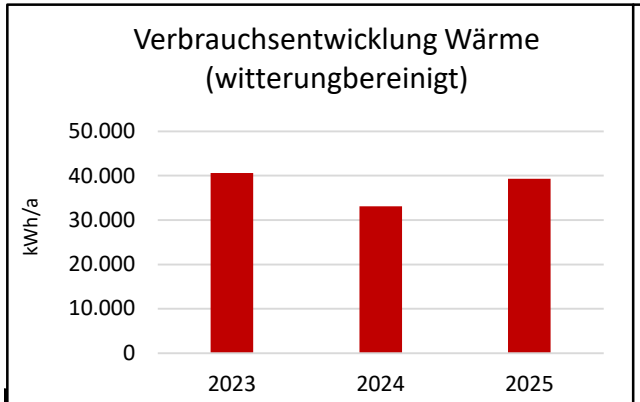

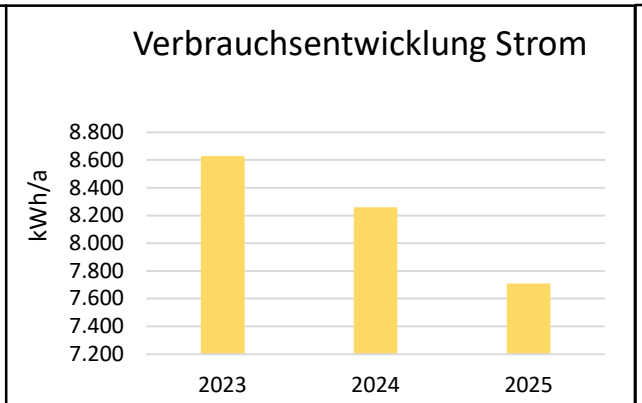

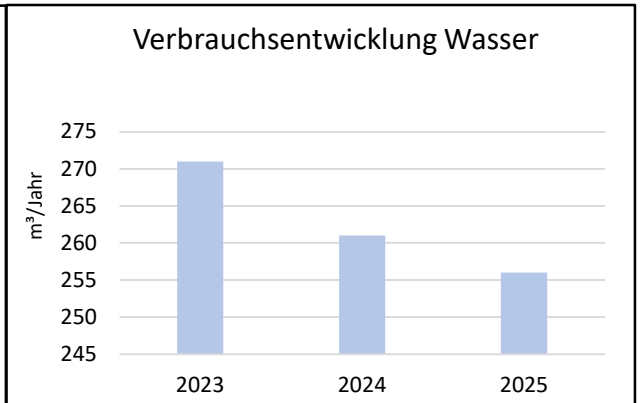

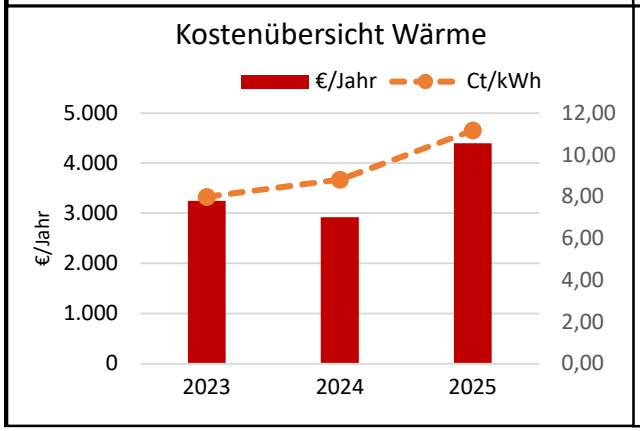

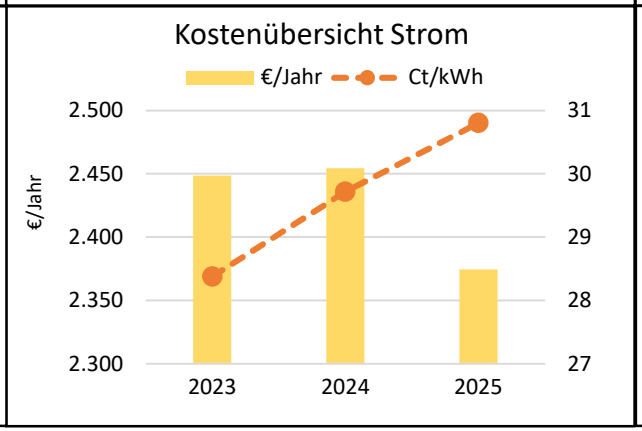

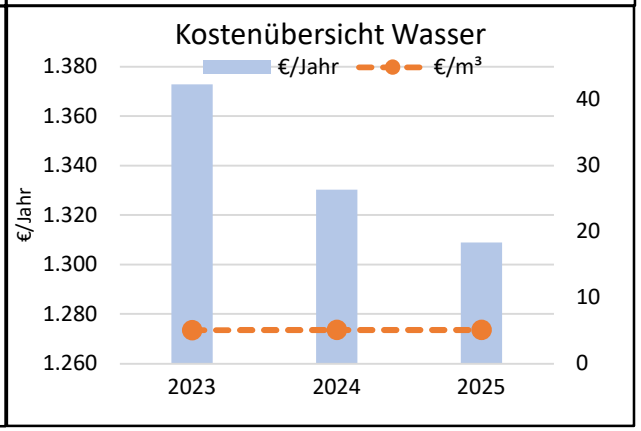

Jahr	kWh/a	€/Jahr	Ct/kWh
2023	40.579	3.244	7,99
2024	33.110	2.917	8,81
2025	39.335	4.394	11,17

Jahr	kWh/a	€/Jahr	Ct/kWh
2023	8.628	2.449	28,38
2024	8.258	2.454	29,72
2025	7.709	2.375	30,80

Jahr	m³/Jahr	€/Jahr	€/m³
2023	271	1.373	5,07
2024	261	1.330	5,10
2025	256	1.309	5,11

Kindergarten Nebengebäude

				CO_2-Emissionen		
Anschrift	Hinter dem Dorfe 6a					
		Heizmedium	Erdgas		Strom [t CO_2/Jahr]	Heizenergie [t CO_2/Jahr]
BGF in m²	NN	Warmwasserbereitung	zentral			
NGF in m²	287					
Gebäudekategorie:		Zählernummer Strom	33516691	2023	0,944	5,245
Kinderbetreuungseinrichtungen		Zählernummer Wärme	9726521	2024	1,743	4,185
Baujahr	2002	Zählernummer Wasser	71471645	2025	0,442	4,690

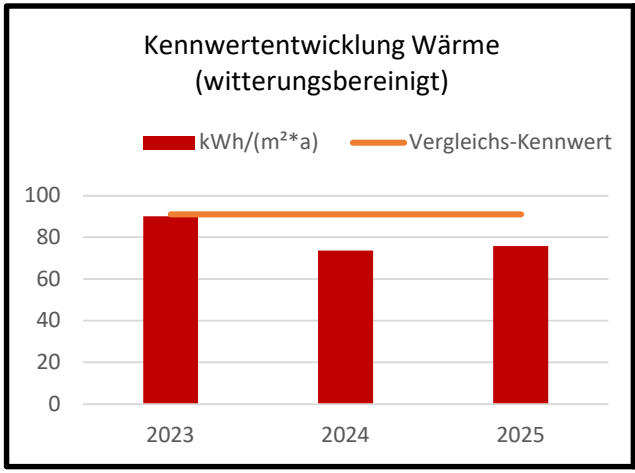

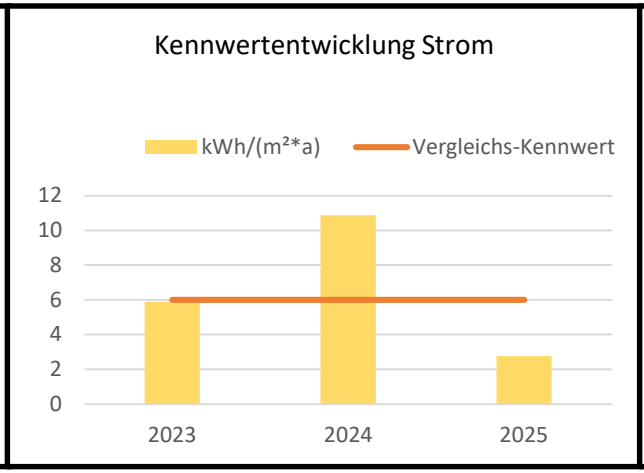

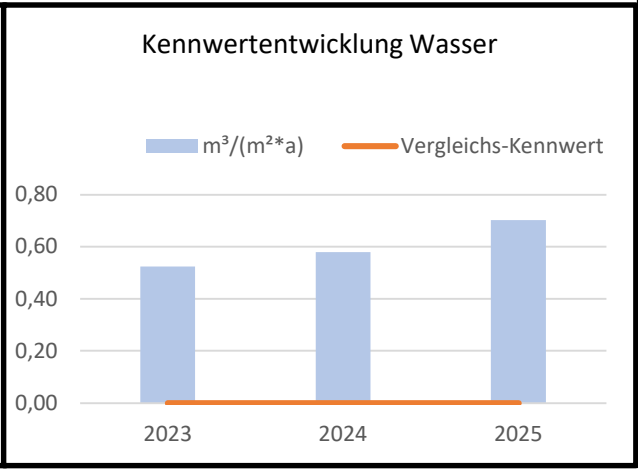

Jahr	kWh/(m²*a)	Vergleichs-Kennwert	Jahr	kWh/(m²*a)	Vergleichs-Kennwert	Jahr	m³/(m²*a)	Vergleichs-Kennwert
2023	90	91	2023	6	6	2023	0,52	0
2024	74	91	2024	11	6	2024	0,58	0
2025	76	91	2025	3	6	2025	0,70	0

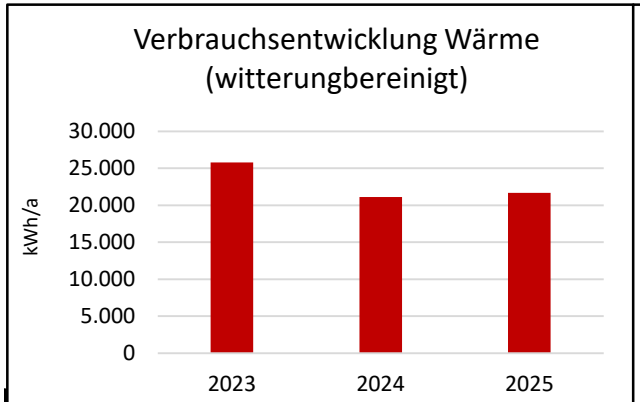

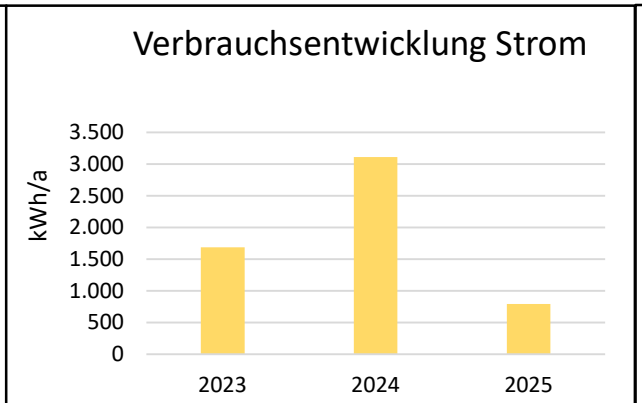

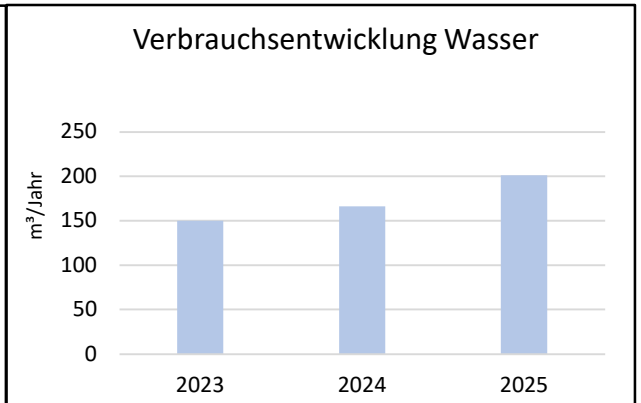

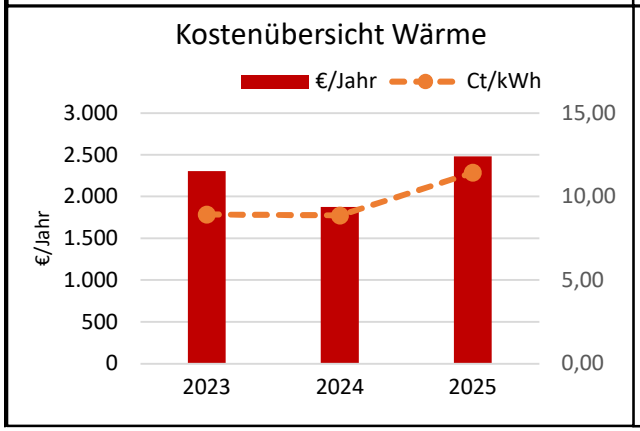

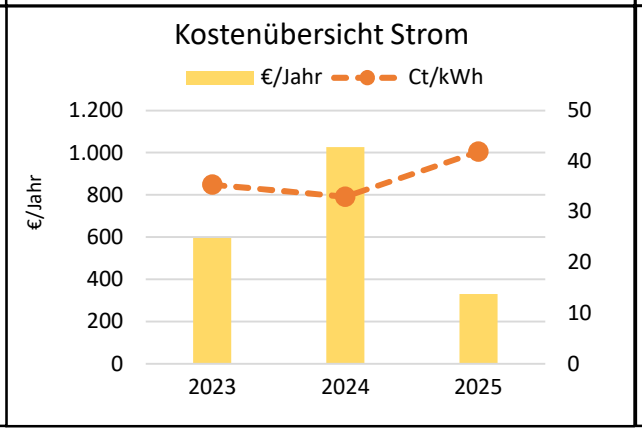

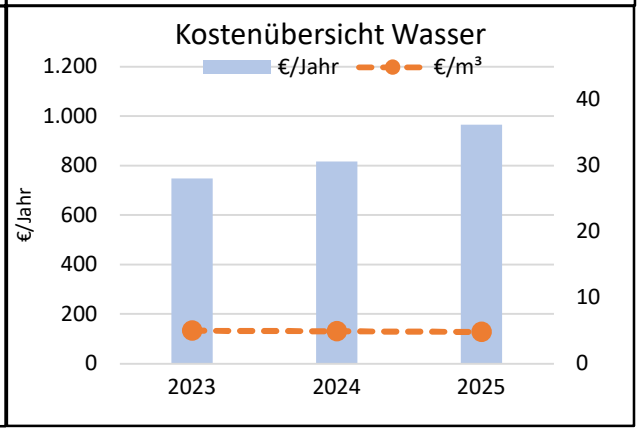

Jahr	kWh/a	€/Jahr	Ct/kWh
2023	25.787	2.303	8,93
2024	21.099	1.873	8,88
2025	21.691	2.480	11,43

Jahr	kWh/a	€/Jahr	Ct/kWh
2023	1.685	596	35,36
2024	3.112	1.027	33,00
2025	790	331	41,89

Jahr	m³/Jahr	€/Jahr	€/m³
2023	150	748	4,99
2024	166	816	4,92
2025	201	966	4,80

Kindergarten Nebengebäude

Anschrift	Schulplatz 1	Heizmedium	Erdgas		
BGF in m²	NN	Warmwasserbereitung	zentral		
NGF in m²	181				
Gebäudekategorie:		Zählernummer Strom	129286511APA0189716053		
Kinderbetreuungseinrichtungen		Zählernummer Wärme	26083179		
Baujahr	1960	Zählernummer Wasser	66236827		

CO_2-Emissionen

	Strom [t CO_2/Jahr]	Heizenergie [t CO_2/Jahr]
2023	0,387	4,013
2024	0,417	4,005
2025	0,421	6,526

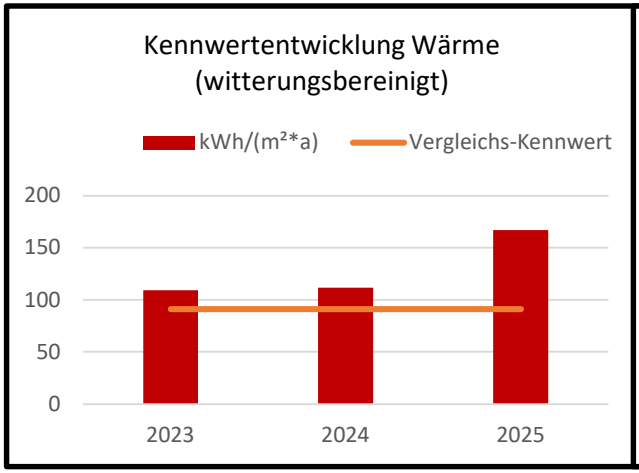

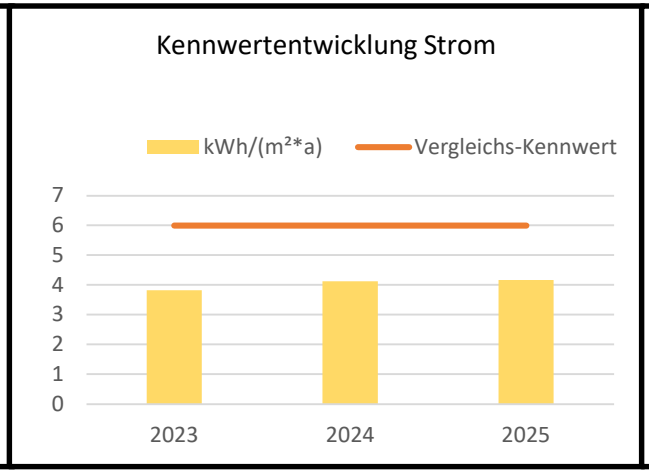

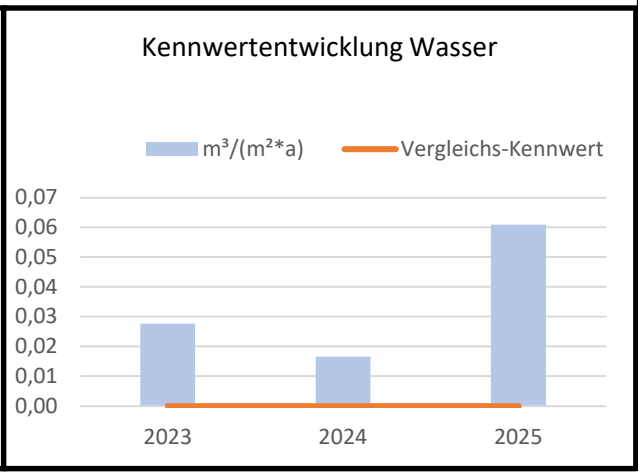

Jahr	kWh/(m²*a)	Vergleichs-Kennwert
2023	109	91
2024	112	91
2025	167	91

Jahr	kWh/(m²*a)	Vergleichs-Kennwert
2023	4	6
2024	4	6
2025	4	6

Jahr	m³/(m²*a)	Vergleichs-Kennwert
2023	0,03	0
2024	0,02	0
2025	0,06	0

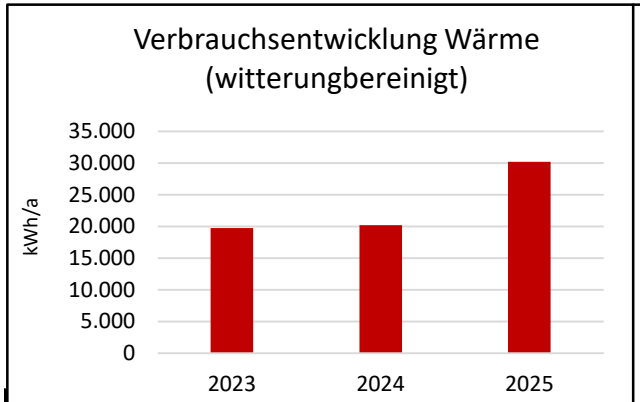

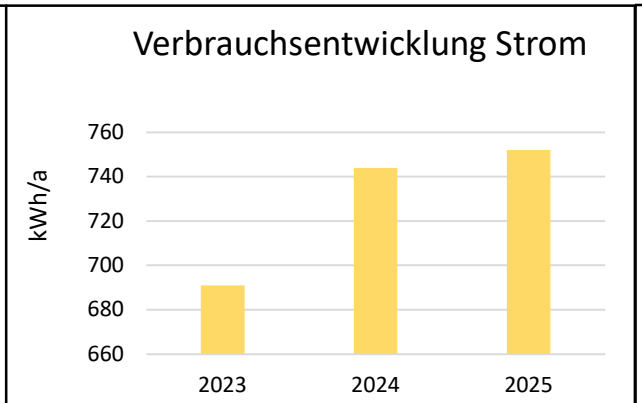

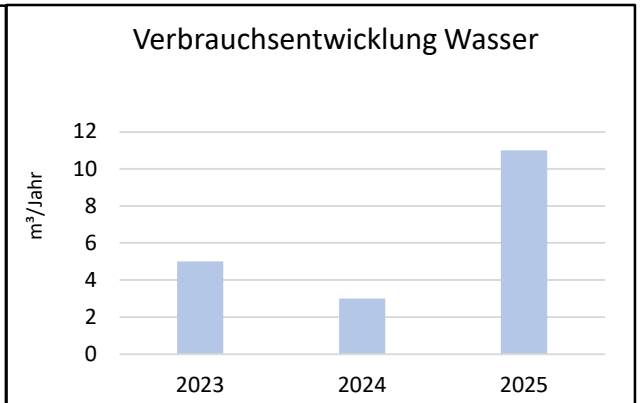

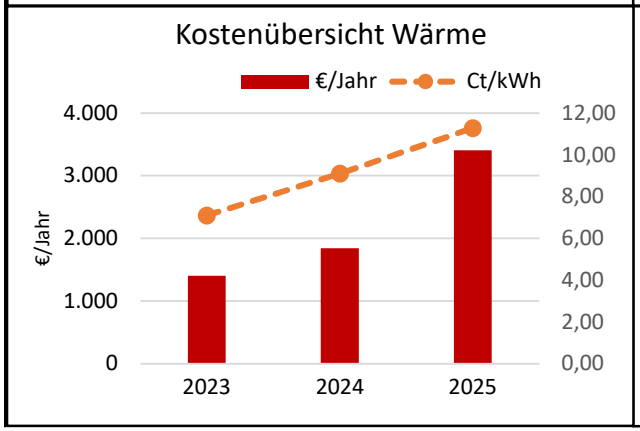

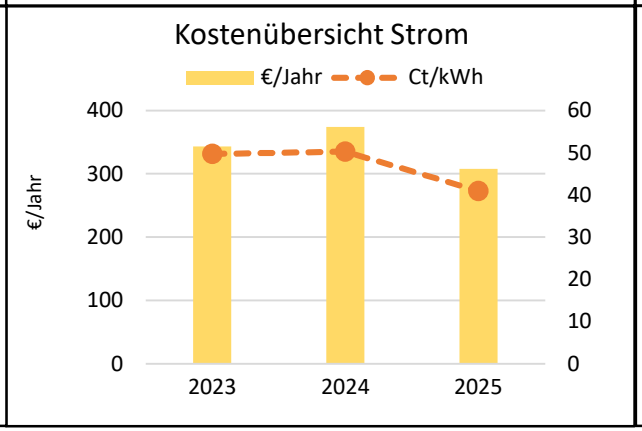

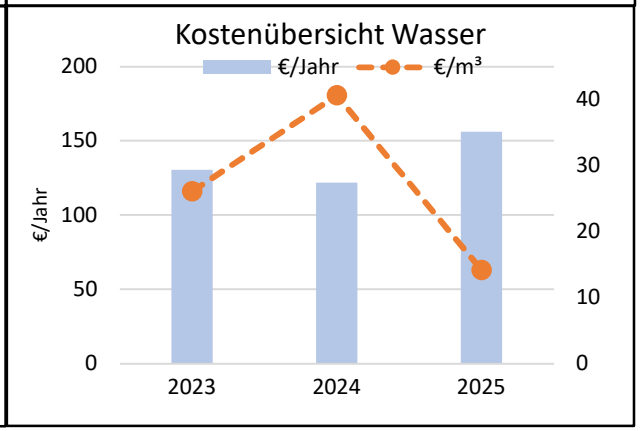

Jahr	kWh/a	€/Jahr	Ct/kWh
2023	19.728	1.401	7,10
2024	20.190	1.839	9,11
2025	30.183	3.406	11,28

Jahr	kWh/a	€/Jahr	Ct/kWh
2023	691	343	49,70
2024	744	374	50,29
2025	752	308	40,95

Jahr	m³/Jahr	€/Jahr	€/m³
2023	5	130	26,09
2024	3	122	40,64
2025	11	156	14,18

Feuerwehrhaus Egenstedt

Anschrift	Salzweg 15					
		Heizmedium	Erdgas		Strom [t CO_2/Jahr]	Heizenergie [t CO_2/Jahr]
BGF in m²	NN	Warmwasserbereitung	zentral			
NGF in m²	183					
Gebäudekategorie:		Zählernummer Strom	1049110015157555	2023	0,511	6,724
Feuerwehren		Zählernummer Wärme	7ELS2538991217	2024	1,028	3,690
Baujahr	1959	Zählernummer Wasser	66236952	2025	1,230	8,133

CO_2-Emissionen

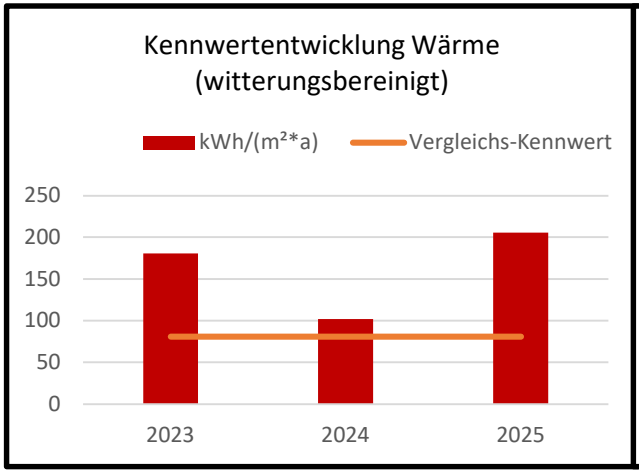

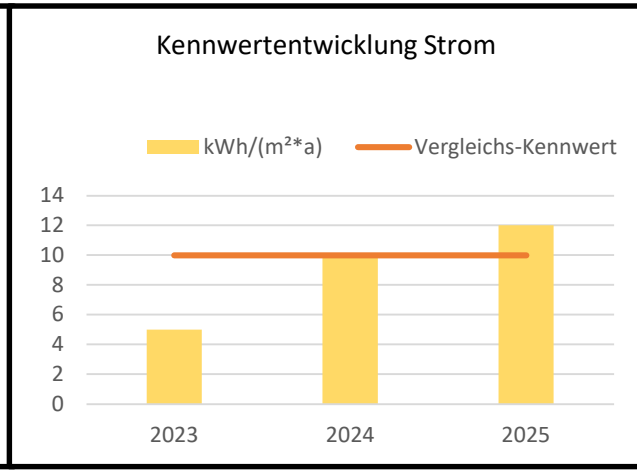

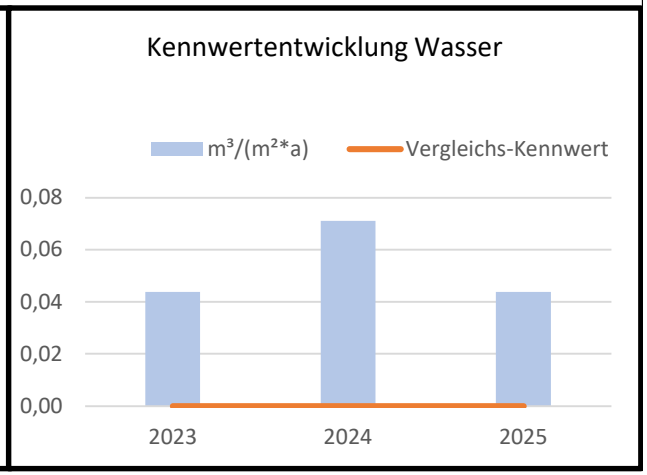

Jahr	kWh/(m²*a)	Vergleichs-Kennwert
2023	181	81
2024	102	81
2025	206	81

Jahr	kWh/(m²*a)	Vergleichs-Kennwert
2023	5	10
2024	10	10
2025	12	10

Jahr	m³/(m²*a)	Vergleichs-Kennwert
2023	0,04	0
2024	0,07	0
2025	0,04	0

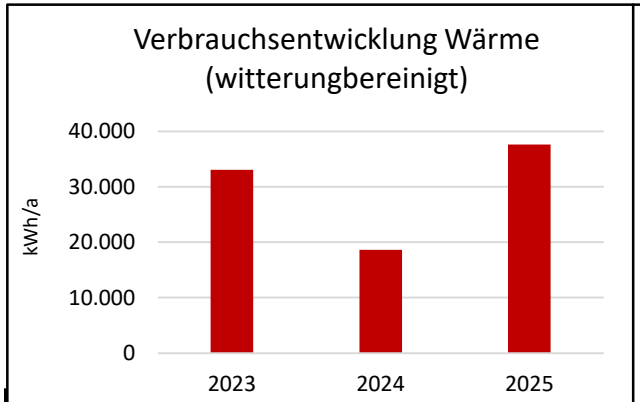

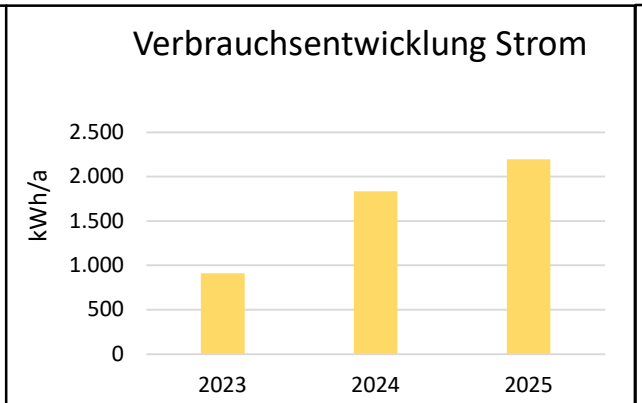

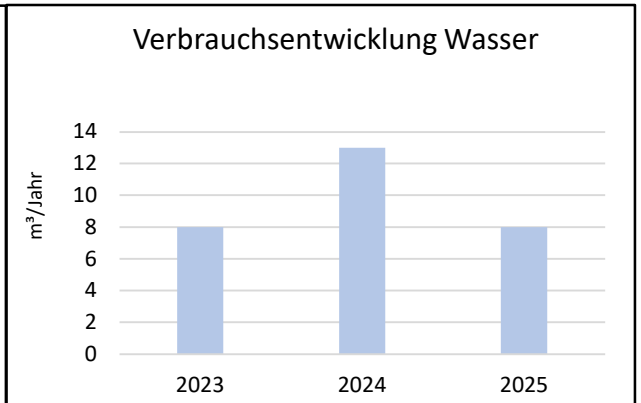

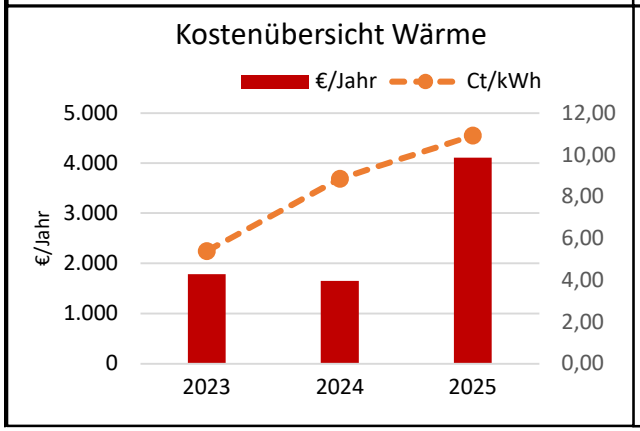

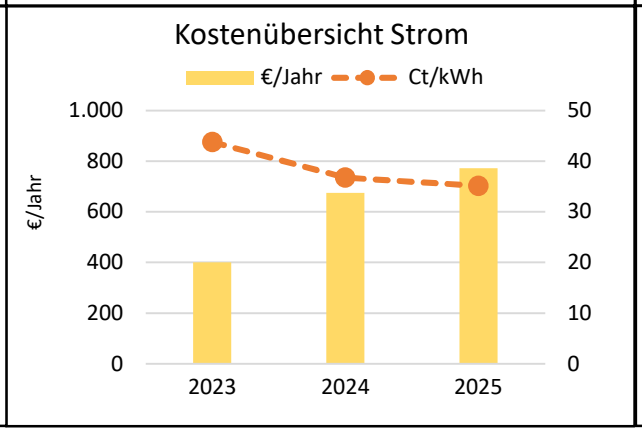

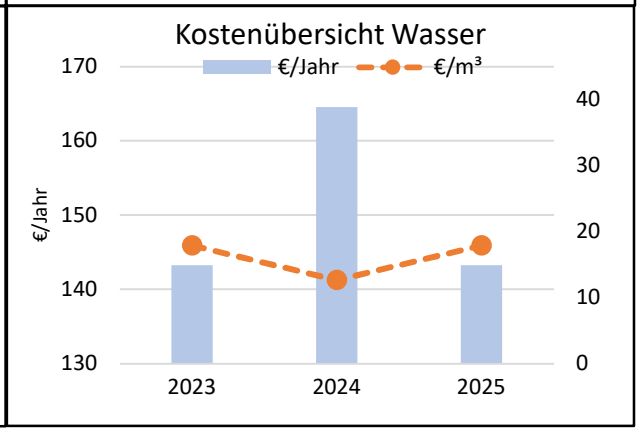

Jahr	kWh/a	€/Jahr	Ct/kWh
2023	33.062	1.784	5,40
2024	18.604	1.650	8,87
2025	37.617	4.109	10,92

Jahr	kWh/a	€/Jahr	Ct/kWh
2023	913	400	43,79
2024	1.836	675	36,78
2025	2.197	772	35,14

Jahr	m³/Jahr	€/Jahr	€/m³
2023	8	143	17,90
2024	13	165	12,66
2025	8	143	17,90